

APPROVAL SHEET

MULTILAYER CERAMIC CAPACITORS

High Capacitance Series

0402 to 1812 Sizes

X7R, X5R, X6S & Y5V Dielectrics

RoHS Compliance

*Contents in this sheet are subject to change without prior notice.

1. DESCRIPTION

MLCC consists of a conducting material and electrodes. To manufacture a chip-type SMT and achieve miniaturization, high density and high efficiency, ceramic condensers are used.

WTC high capacitance MLCC offers low ESR and excellent frequency characteristics to be suited for coupling and decoupling applications in circuit. The high dielectric constant material X7R, X5R and Y5V are used for this series product.

2. FEATURES

- a. Small size with high capacitance.
- b. Capacitor with lead-free termination (pure Tin).

3. APPLICATIONS

- a. Digital circuit coupling or decoupling applications.
- b. For high frequency and high-density type power suppliers.
- c. For bypassing.

4. HOW TO ORDER

<u>1206</u>	<u>F</u>	<u>106</u>	<u>Z</u>	<u>100</u>	<u>C</u>	<u>I</u>
<u>Size</u>	<u>Dielectric</u>	<u>Capacitance</u>	<u>Tolerance</u>	<u>Rated voltage</u>	<u>Termination</u>	<u>Packaging</u>
Inch (mm) 0402 (1005) 0603 (1608) 0805 (2012) 1206 (3216) 1210 (3225) 1812 (4532)	B =X7R X =X5R S =X6S F =Y5V	Two significant digits followed by no. of zeros. And R is in place of decimal point. eg.: 106=10x10 ⁶ =10μF	K =±10% M =±20% Z =-20/+80%	Two significant digits followed by no. of zeros. And R is in place of decimal point. 6R3 =6.3 VDC 100 =10 VDC 160 =16 VDC 250 =25 VDC 500 =50 VDC 101 =100 VDC	C =Cu/Ni/Sn	T =7" reeled G =13" reeled

5. EXTERNAL DIMENSIONS

Size Inch (mm)	L (mm)	W (mm)	T (mm)/Symbol	Remark	M _B (mm)
0402 (1005)	1.00±0.05	0.50±0.05	0.50±0.05	N	#
	1.00±0.20	0.50±0.20	0.50±0.20	E	
0603 (1608)	1.60±0.10	0.80±0.10	0.80±0.07	S	0.40±0.15
	1.60±0.15/-0.10	0.80±0.15/-0.10	0.80±0.15/-0.10	X	
0805 (2012)	2.00±0.15	1.25±0.10	0.80±0.10	B	0.50±0.20
			1.25±0.10	D	
1206 (3216)	3.20±0.15	1.60±0.15	0.95±0.10	C	0.60±0.20
			1.25±0.10	D	
	3.20±0.20	1.60±0.20	1.15±0.15	J	
	3.20±0.30/-0.10	1.60±0.30/-0.10	1.60±0.20	G	
1210 (3225)	3.20±0.30	2.50±0.20	0.95±0.10	C	0.75±0.25
			1.25±0.10	D	
	3.20±0.40	2.50±0.30	1.60±0.20	G	
			2.00±0.20	K	
1812 (4532)	4.50±0.40	3.20±0.30	1.25±0.10	D	0.75±0.25
			2.00±0.20	K	
	4.50±0.40	3.20±0.40	2.50±0.30	M	
			2.80±0.30	U	

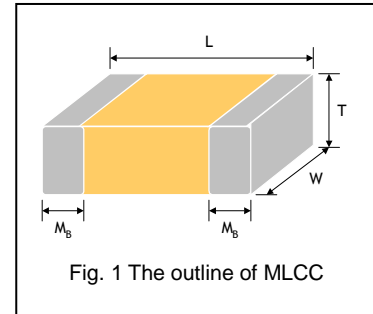


Fig. 1 The outline of MLCC

Reflow soldering only is recommended.

*1 : For 0603/Cap ≥ 10μF products

6. GENERAL ELECTRICAL DATA

Dielectric	X7R	X5R	X6S	Y5V
Size	0402, 0603, 0805, 1206, 1210, 1812			
Capacitance range*	0.56μF to 47μF	0.027μF to 100μF	0.47μF to 100μF	1μF to 100μF
Capacitance tolerance**	K (±10%), M (±20%)			Z (-20/+80%)
Rated voltage (WVDC)	6.3V, 10V, 16V, 25V, 50V, 100V			
DF(Tan δ)*	Note 1			
Operating temperature	-55 to +125°C	-55 to +85°C	-55 to +105°C	-25 to +85°C
Capacitance characteristic	±15%		±22%	+30/-80%
Termination	Ni/Sn (lead-free termination)			

* Measured at 1.0±0.2Vrms, 1.0kHz±10% for C≤10μF; 0.5±0.2Vrms, 120Hz±20% for C>10μF, 30~70% related humidity, 25°C ambient temperature for X7R, X5R and at 20°C for Y5V.

** Preconditioning for Class II MLCC: Perform a heat treatment at 150±10°C for 1 hour, then leave in ambient condition for 24±2 hours before measurement.

Note 1:

X7R/X5R/X6S

Rated vol.	D.F. ≤	Exception of D.F. ≤
≥ 100V	≤ 2.5%	≤ 3% 1206 ≥ 0.47μF
		≤ 5% 0805 > 0.1μF, 0603 ≥ 0.068μF
50V	≤ 2.5%	≤ 3% 0201(50V); 0603 ≥ 0.047μF; 0805 ≥ 0.18μF; 1206 ≥ 0.47μF
		≤ 5% 1210 ≥ 4.7μF
		≤ 10% 0402 ≥ 0.1μF; 0603 ≥ 1μF; 0805 ≥ 1μF; 1206 ≥ 2.2μF; 1210 ≥ 10μF; TT series
35V	≤ 3.5%	≤ 10% 0603 ≥ 1μF; 0805 ≥ 2.2μF; 1210 ≥ 10μF
25V	≤ 3.5%	≤ 5% 0201 ≥ 0.01μF; 0805 ≥ 1μF; 1210 ≥ 10μF
		≤ 7% 0603 ≥ 0.33μF; 1206 ≥ 4.7μF
		≤ 10% 0402 ≥ 0.10μF; 0603 ≥ 0.47μF; 0805 ≥ 2.2μF; 1206 ≥ 6.8μF; 1210 ≥ 22μF; TT series
		≤ 12.5% 0402 ≥ 1μF
16V	≤ 3.5%	≤ 5% 0201 ≥ 0.01μF; 0402 ≥ 0.033μF; 0603 ≥ 0.15μF; 0805 ≥ 0.68μF; 1206 ≥ 2.2μF; 1210 ≥ 4.7μF
		≤ 10% 0201 ≥ 0.1μF; 0402 ≥ 0.22μF; 0603 ≥ 0.68μF; 0805 ≥ 2.2μF; 1206 ≥ 4.7μF; 1210 ≥ 22μF; TT series
		≤ 15% 0201 ≥ 0.012μF; 0402 ≥ 0.33μF; 0603 ≥ 0.33μF; 0805 ≥ 2.2μF; 1206 ≥ 2.2μF; 1210 ≥ 22μF; TT series
10V	≤ 5%	≤ 10% 0201 ≥ 0.1μF; 0402 ≥ 1μF; 0603 ≥ 10μF; 0805 ≥ 4.7μF; 1206 ≥ 47μF; 1210 ≥ 100μF; TT series
6.3V	≤ 10%	≤ 15% 0201 ≥ 0.1μF; 0402 ≥ 1μF; 0603 ≥ 10μF; 0805 ≥ 4.7μF; 1206 ≥ 47μF; 1210 ≥ 100μF; TT series
4V	≤ 15%	≤ 20% 0402 ≥ 2.2μF

Y5V

Rated vol.	D.F. ≤	Exception of D.F. ≤
≥ 50V	5%	7% 0603 ≥ 0.1μF; 0805 ≥ 0.47μF; 1206 ≥ 4.7μF
35V	7%	---
25V	5%	7% 0402 ≥ 0.047μF; 0603 ≥ 0.1μF; 0805 ≥ 0.33μF; 1206 ≥ 1μF; 1210 ≥ 4.7μF
		9% 0402 ≥ 0.068μF; 0603 ≥ 0.47μF; 1206 ≥ 4.7μF; 1210 ≥ 22μF
16V (C < 1.0μF)	7%	9% 0402 ≥ 0.068μF; 0603 ≥ 0.68μF
16V (C ≥ 1.0μF)	9%	12.5% 0402 ≥ 0.22μF
10V	12.5%	20% 0402 ≥ 0.47μF
6.3V	20%	---

7. CAPACITANCE RANGE

7-1 X7R Dielectric

DIELECTRIC		X7R															
SIZE		0603					0805					1206					
Rated Voltage (VDC)		6.3	10	16	25	50	6.3	10	16	25	50	6.3	10	16	25	50	100
Capacitance	0.56μF (564)	X	X	X													
	0.68μF (684)	X	X	X													
	0.82μF (824)	X	X	X													
	1.0μF (105)	X	X	X	X	X		D	D	D	I		J	J	J	P	P
	1.5μF (155)							I	I	I		J	J	J	P		
	2.2μF (225)		X					I	I	I	I	J	J	J	P	P	
	3.3μF (335)											P	P	P	P		
	4.7μF (475)							I	I	I	I	P	P	P	P	P	
	6.8μF (685)																
	10μF (106)							I	I	I		P	P	P	P		
	22μF (226)											P	P				
	47μF (476)																

The letter in cell is expressed the symbol of product thickness.

DIELECTRIC		X7R										
SIZE		1210					1812					
Rated Voltage (VDC)		10	16	25	35	50	100	10	16	25	50	100
Capacitance	0.56μF (564)											
	0.68μF (684)											
	0.82μF (824)											
	1.0μF (105)	D	D	D		D	K	D	D	D	K	K
	1.5μF (155)						M					K
	2.2μF (225)		K	G			M				M	M
	3.3μF (335)			G								
	4.7μF (475)	K	K	K		M						
	6.8μF (685)											
	10μF (106)	K	K	K	M	M						
22μF (226)	M	M	M									
47μF (476)	M											

The letter in cell is expressed the symbol of product thickness.

7-2 X5R Dielectric

Dielectric		X5R																											
Size		0402					0603					0805					1206					1210							
Rated Voltage (VDC)		6.3	10	16	25	50	6.3	10	16	25	50	6.3	10	16	25	50	6.3	10	16	25	50	4	6.3	10	16	25	50		
Capacitance	0.027µF (273)			N																									
	0.033µF (333)			N																									
	0.039µF (393)			N																									
	0.047µF (473)			N																									
	0.056µF (563)		N	N																									
	0.068µF (683)		N	N																									
	0.082µF (823)	N	N	N																									
	0.10µF (104)	N	N	N	N	N																							
	0.15µF (154)	N	N	N	N																								
	0.22µF (224)	N	N	N	N	N				X	X																		
	0.27µF (274)									X	X	X																	
	0.33µF (334)	N	N					X	X	X	X																		
	0.39µF (394)								X	X	X																		
	0.47µF (474)	N	N		E	E		X	X	X	X	X																	
	0.68µF (684)	N	N					X	X	X	X																		
	0.82µF (824)							X	X	X																			
	1.0µF (105)	N	N	N	N			X	X	X	X	X				D	D	D	I										
	1.5µF (155)							X						I	I	I	I			J	J					K	K		
	2.2µF (225)	N	N	E				X	X	X	X			I	I	I	I	I		J	J	P				K	K		
	3.3µF (335)							X	X					I	I	I	I			P	P	P							
4.7µF (475)	E	E					X	X	X				I	I	I	I	I		P	P	P	P	P			K	K	K	
6.8µF (685)																			P	P									
10µF (106)	E						X	X	X				I	I	I	I			P	P	P	P			K	K	K	K	M
22µF (226)							X						I	I	I				P	P	P	P			M	M	M	M	
47µF (476)													I						P	P					M	M			
100µF (107)																			P						M	M			
220µF (227)																													

The letter in cell is expressed the symbol of product thickness.

7-3 X6S Dielectric

Dielectric		X6S																										
Size		0402					0603					0805					1206					1210						
Rated Voltage (VDC)		6.3	10	16	25	4	6.3	10	25	50	4	6.3	10	16	25	50	6.3	10	16	25	50	6.3	10	16	25	50		
Capacitance	0.10µF (104)																											
	0.15µF (154)																											
	0.22µF (224)																											
	0.33µF (334)																											
	0.47µF (474)	N																										
	0.68µF (684)																											
	1.0µF (105)	N																										
	1.5µF (155)																											
	2.2µF (225)	N	E																									
	3.3µF (335)																											
	4.7µF (475)							X								I												
	6.8µF (685)																											
	10µF (106)							X	X					I	I										G			
	22µF (226)						X							I							P	P	P					
47µF (476)																			P									
100µF (107)																									M			

The letter in cell is expressed the symbol of product thickness.

7-4 Y5V Dielectric

DIELECTRIC		Y5V										
SIZE		0402		0603				0805				
RATED VOLTAGE (VDC)		63	10	63	10	16	25	6.3	10	16	25	50
Capacitance	1.0μF (105)	N	N		S	X	X		B	B	D	D
	1.5μF (155)				S				D	D		
	2.2μF (225)			S	S	X			D	D	I	
	3.3μF (335)								D	D		
	4.7μF (475)			X	X				D	D	I	
	6.8μF (685)								I			
	10μF (106)							I	I	I		
	22μF (226)							I	I			

DIELECTRIC		Y5V																
SIZE		1206					1210					1812						
RATED VOLTAGE (VDC)		6.3	10	16	25	35	50	6.3	10	16	25	35	50	10	16	25	50	100
Capacitance	1.0μF (105)		C	C	C		C		C	C	C		C	D	D	D	D	D
	1.5μF (155)		C	C	C				C	C	C			D	D	D	D	
	2.2μF (225)		C	C	C		J		C	C	C		G	D	D	D	D	
	3.3μF (335)		J	J	J				C	C	C			D	D	D	D	
	4.7μF (475)		J	J	J	J	P		C	C	D		G	D	D	D	D	
	6.8μF (685)		J	J					C	C	D			D	D	D	D	
	10μF (106)		J	J	P				D	D	G	K		D	D	D	K	
	22μF (226)		P	P					K	K								
	47μF (476)	P						K	K						M			
100μF (107)							M											

The letter in cell is expressed the symbol of product thickness.

8. PACKAGING STYLE AND QUANTITY

Size	Thickness (mm)/Symbol		Paper tape		Plastic tape	
			7" reel	13" reel	7" reel	13" reel
0402 (1005)	0.50±0.05	N	10k	50k	-	-
	0.50±0.20	E	10k	-	-	-
0603 (1608)	0.80±0.07	S	4k	15k	-	-
	0.80±0.20	X	4k	15k	-	-
0805 (2012)	0.80±0.10	B	4k	15k	-	-
	1.25±0.10	D	-	-	3k	10k
	1.25±0.20	I	-	-	3k	10k
1206 (3216)	0.95±0.10	C	-	-	3k	10k
	1.15±0.15	J	-	-	3k	10K
	1.25±0.10	D	-	-	3k	10k
	1.60±0.20	G	-	-	2k	10k
	1.60+0.30/-0.10	P	-	-	2k	9k
1210 (3225)	0.95±0.10	C	-	-	3k	10k
	1.25±0.10	D	-	-	3k	10k
	1.60±0.20	G	-	-	2k	-
	2.00±0.20	K	-	-	1k	6k
	2.50±0.30	M	-	-	1k	6k
1812 (4532)	1.25±0.10	D	-	-	1k	5k
	2.00±0.20	K	-	-	1k	-
	2.50±0.30	M	-	-	0.5k	3k
	2.80±0.30	U	-	-	0.5k	-

Unit: pieces

9. RELIABILITY TEST CONDITIONS AND REQUIREMENTS

No.	Item	Test Condition	Requirements																																																																																																		
1.	Visual and Mechanical	---	* No remarkable defect. * Dimensions to conform to individual specification sheet.																																																																																																		
2.	Capacitance	Class I: NP0 Cap \leq 1000pF 1.0 \pm 0.2Vrms, 1MHz \pm 10% Cap $>$ 1000pF 1.0 \pm 0.2Vrms, 1KHz \pm 10%	* Shall not exceed the limits given in the detailed spec. NP0: Cap \geq 30pF, Q \geq 1000; Cap $<$ 30pF, Q \geq 400+20C X7R, X5R, X6S:																																																																																																		
3.	Q/ D.F. (Dissipation Factor)	Class II: X7R, X5R, X6S, Y5V Cap \leq 10 μ F, 1.0 \pm 0.2Vrms, 1kHz \pm 10% ** Cap $>$ 10 μ F, 0.5 \pm 0.2Vrms, 120Hz \pm 20% ** Test condition: 0.5 \pm 0.2Vrms · 1KHz \pm 10% X7R: 0603 \geq 225(10V), 0805=106(6.3V&10V) X5R: 01R5 \geq 103, 0201 \geq 224 (6.3V,10V), 0402 \geq 475 (6.3V), 0402 \geq 225(10V), 0603=106 (6.3V,10V), TT18X \geq 475(10V) , TT15X series X6S:0201 \geq 224 (6.3V),0402 \geq 225 (6.3V) 0603 \geq 106 (6.3V),	Rated v D.F. \leq Exception of D.F. \leq <table border="1"> <tr> <td>\geq 100V</td> <td>\leq 2.5%</td> <td>\leq 3%</td> <td>1206 \geq 0.47μF</td> </tr> <tr> <td></td> <td></td> <td>\leq 5%</td> <td>0805 $>$ 0.1μF; 0603 \geq 0.068μF</td> </tr> <tr> <td></td> <td></td> <td>\leq 3%</td> <td>0201(50V); 0603 \geq 0.047μF; 0805 \geq 0.18μF; 1206 \geq 0.47μF</td> </tr> <tr> <td>50V</td> <td>\leq 2.5%</td> <td>\leq 5%</td> <td>1210 \geq 4.7μF</td> </tr> <tr> <td></td> <td></td> <td>\leq 10%</td> <td>0402 \geq 0.1μF; 0603 \geq 1μF; 0805 \geq 1μF; 1206 \geq 2.2μF; 1210 \geq 10μF; TT series</td> </tr> <tr> <td>35V</td> <td>\leq 3.5%</td> <td>\leq 10%</td> <td>0603 \geq 1μF; 0805 \geq 2.2μF; 1210 \geq 10μF</td> </tr> <tr> <td></td> <td></td> <td>\leq 5%</td> <td>0201 \geq 0.01μF; 0805 \geq 1μF; 1210 \geq 10μF</td> </tr> <tr> <td></td> <td></td> <td>\leq 7%</td> <td>0603 \geq 0.33μF; 1206 \geq 4.7μF</td> </tr> <tr> <td>25V</td> <td>\leq 3.5%</td> <td>\leq 10%</td> <td>0402 \geq 0.10μF; 0603 \geq 0.47μF; 0805 \geq 2.2μF; 1206 \geq 6.8μF; 1210 \geq 22μF; TT series</td> </tr> <tr> <td></td> <td></td> <td>\leq 12.5%</td> <td>0402 \geq 1μF</td> </tr> <tr> <td>16V</td> <td>\leq 3.5%</td> <td>\leq 5%</td> <td>0201 \geq 0.01μF; 0402 \geq 0.033μF; 0603 \geq 0.15μF; 0805 \geq 0.68μF; 1206 \geq 2.2μF; 1210 \geq 4.7μF</td> </tr> <tr> <td></td> <td></td> <td>\leq 10%</td> <td>0201 \geq 0.1μF; 0402 \geq 0.22μF; 0603 \geq 0.68μF; 0805 \geq 2.2μF; 1206 \geq 4.7μF; 1210 \geq 22μF; TT series</td> </tr> <tr> <td>10V</td> <td>\leq 5%</td> <td>\leq 10%</td> <td>0201 \geq 0.012μF; 0402 \geq 0.33μF; 0603 \geq 0.33μF; 0805 \geq 2.2μF; 1206 \geq 2.2μF; 1210 \geq 22μF; TT series</td> </tr> <tr> <td></td> <td></td> <td>\leq 15%</td> <td>0201 \geq 0.1μF; 0402 \geq 1μF</td> </tr> <tr> <td>6.3V</td> <td>\leq 10%</td> <td>\leq 15%</td> <td>0201 \geq 0.1μF; 0402 \geq 1μF; 0603 \geq 10μF; 0805 \geq 4.7μF; 1206 \geq 47μF; 1210 \geq 100μF; TT series</td> </tr> <tr> <td></td> <td></td> <td>\leq 20%</td> <td>0402 \geq 2.2μF</td> </tr> <tr> <td>4V</td> <td>\leq 15%</td> <td>---</td> <td>---</td> </tr> </table> <table border="1"> <tr> <td>Rated vol.</td> <td>D.F. \leq</td> <td>Exception of D.F. \leq</td> </tr> <tr> <td>\geq 50V</td> <td>5%</td> <td>7% 0603 \geq 0.1μF; 0805 \geq 0.47μF; 1206 \geq 4.7μF</td> </tr> <tr> <td>35V</td> <td>7%</td> <td>---</td> </tr> <tr> <td>25V</td> <td>5%</td> <td>7% 0402 \geq 0.047μF; 0603 \geq 0.1μF; 0805 \geq 0.33μF; 1206 \geq 1μF; 1210 \geq 4.7μF</td> </tr> <tr> <td></td> <td></td> <td>9% 0402 \geq 0.068μF; 0603 \geq 0.47μF; 1206 \geq 4.7μF; 1210 \geq 22μF</td> </tr> <tr> <td>16V (C$<$1.0μF)</td> <td>7%</td> <td>9% 0402 \geq 0.068μF; 0603 \geq 0.68μF</td> </tr> <tr> <td></td> <td></td> <td>12.5% 0402 \geq 0.22μF</td> </tr> <tr> <td>16V (C \geq 1.0μF)</td> <td>9%</td> <td>12.5% 0603 \geq 2.2μF; 0805 \geq 3.3μF; 1206 \geq 10μF; 1210 \geq 22μF; 1812 \geq 47μF</td> </tr> <tr> <td>10V</td> <td>12.5%</td> <td>20% 0402 \geq 0.47μF</td> </tr> <tr> <td>6.3V</td> <td>20%</td> <td>---</td> </tr> </table>	\geq 100V	\leq 2.5%	\leq 3%	1206 \geq 0.47 μ F			\leq 5%	0805 $>$ 0.1 μ F; 0603 \geq 0.068 μ F			\leq 3%	0201(50V); 0603 \geq 0.047 μ F; 0805 \geq 0.18 μ F; 1206 \geq 0.47 μ F	50V	\leq 2.5%	\leq 5%	1210 \geq 4.7 μ F			\leq 10%	0402 \geq 0.1 μ F; 0603 \geq 1 μ F; 0805 \geq 1 μ F; 1206 \geq 2.2 μ F; 1210 \geq 10 μ F; TT series	35V	\leq 3.5%	\leq 10%	0603 \geq 1 μ F; 0805 \geq 2.2 μ F; 1210 \geq 10 μ F			\leq 5%	0201 \geq 0.01 μ F; 0805 \geq 1 μ F; 1210 \geq 10 μ F			\leq 7%	0603 \geq 0.33 μ F; 1206 \geq 4.7 μ F	25V	\leq 3.5%	\leq 10%	0402 \geq 0.10 μ F; 0603 \geq 0.47 μ F; 0805 \geq 2.2 μ F; 1206 \geq 6.8 μ F; 1210 \geq 22 μ F; TT series			\leq 12.5%	0402 \geq 1 μ F	16V	\leq 3.5%	\leq 5%	0201 \geq 0.01 μ F; 0402 \geq 0.033 μ F; 0603 \geq 0.15 μ F; 0805 \geq 0.68 μ F; 1206 \geq 2.2 μ F; 1210 \geq 4.7 μ F			\leq 10%	0201 \geq 0.1 μ F; 0402 \geq 0.22 μ F; 0603 \geq 0.68 μ F; 0805 \geq 2.2 μ F; 1206 \geq 4.7 μ F; 1210 \geq 22 μ F; TT series	10V	\leq 5%	\leq 10%	0201 \geq 0.012 μ F; 0402 \geq 0.33 μ F; 0603 \geq 0.33 μ F; 0805 \geq 2.2 μ F; 1206 \geq 2.2 μ F; 1210 \geq 22 μ F; TT series			\leq 15%	0201 \geq 0.1 μ F; 0402 \geq 1 μ F	6.3V	\leq 10%	\leq 15%	0201 \geq 0.1 μ F; 0402 \geq 1 μ F; 0603 \geq 10 μ F; 0805 \geq 4.7 μ F; 1206 \geq 47 μ F; 1210 \geq 100 μ F; TT series			\leq 20%	0402 \geq 2.2 μ F	4V	\leq 15%	---	---	Rated vol.	D.F. \leq	Exception of D.F. \leq	\geq 50V	5%	7% 0603 \geq 0.1 μ F; 0805 \geq 0.47 μ F; 1206 \geq 4.7 μ F	35V	7%	---	25V	5%	7% 0402 \geq 0.047 μ F; 0603 \geq 0.1 μ F; 0805 \geq 0.33 μ F; 1206 \geq 1 μ F; 1210 \geq 4.7 μ F			9% 0402 \geq 0.068 μ F; 0603 \geq 0.47 μ F; 1206 \geq 4.7 μ F; 1210 \geq 22 μ F	16V (C $<$ 1.0 μ F)	7%	9% 0402 \geq 0.068 μ F; 0603 \geq 0.68 μ F			12.5% 0402 \geq 0.22 μ F	16V (C \geq 1.0 μ F)	9%	12.5% 0603 \geq 2.2 μ F; 0805 \geq 3.3 μ F; 1206 \geq 10 μ F; 1210 \geq 22 μ F; 1812 \geq 47 μ F	10V	12.5%	20% 0402 \geq 0.47 μ F	6.3V	20%	---
\geq 100V	\leq 2.5%	\leq 3%	1206 \geq 0.47 μ F																																																																																																		
		\leq 5%	0805 $>$ 0.1 μ F; 0603 \geq 0.068 μ F																																																																																																		
		\leq 3%	0201(50V); 0603 \geq 0.047 μ F; 0805 \geq 0.18 μ F; 1206 \geq 0.47 μ F																																																																																																		
50V	\leq 2.5%	\leq 5%	1210 \geq 4.7 μ F																																																																																																		
		\leq 10%	0402 \geq 0.1 μ F; 0603 \geq 1 μ F; 0805 \geq 1 μ F; 1206 \geq 2.2 μ F; 1210 \geq 10 μ F; TT series																																																																																																		
35V	\leq 3.5%	\leq 10%	0603 \geq 1 μ F; 0805 \geq 2.2 μ F; 1210 \geq 10 μ F																																																																																																		
		\leq 5%	0201 \geq 0.01 μ F; 0805 \geq 1 μ F; 1210 \geq 10 μ F																																																																																																		
		\leq 7%	0603 \geq 0.33 μ F; 1206 \geq 4.7 μ F																																																																																																		
25V	\leq 3.5%	\leq 10%	0402 \geq 0.10 μ F; 0603 \geq 0.47 μ F; 0805 \geq 2.2 μ F; 1206 \geq 6.8 μ F; 1210 \geq 22 μ F; TT series																																																																																																		
		\leq 12.5%	0402 \geq 1 μ F																																																																																																		
16V	\leq 3.5%	\leq 5%	0201 \geq 0.01 μ F; 0402 \geq 0.033 μ F; 0603 \geq 0.15 μ F; 0805 \geq 0.68 μ F; 1206 \geq 2.2 μ F; 1210 \geq 4.7 μ F																																																																																																		
		\leq 10%	0201 \geq 0.1 μ F; 0402 \geq 0.22 μ F; 0603 \geq 0.68 μ F; 0805 \geq 2.2 μ F; 1206 \geq 4.7 μ F; 1210 \geq 22 μ F; TT series																																																																																																		
10V	\leq 5%	\leq 10%	0201 \geq 0.012 μ F; 0402 \geq 0.33 μ F; 0603 \geq 0.33 μ F; 0805 \geq 2.2 μ F; 1206 \geq 2.2 μ F; 1210 \geq 22 μ F; TT series																																																																																																		
		\leq 15%	0201 \geq 0.1 μ F; 0402 \geq 1 μ F																																																																																																		
6.3V	\leq 10%	\leq 15%	0201 \geq 0.1 μ F; 0402 \geq 1 μ F; 0603 \geq 10 μ F; 0805 \geq 4.7 μ F; 1206 \geq 47 μ F; 1210 \geq 100 μ F; TT series																																																																																																		
		\leq 20%	0402 \geq 2.2 μ F																																																																																																		
4V	\leq 15%	---	---																																																																																																		
Rated vol.	D.F. \leq	Exception of D.F. \leq																																																																																																			
\geq 50V	5%	7% 0603 \geq 0.1 μ F; 0805 \geq 0.47 μ F; 1206 \geq 4.7 μ F																																																																																																			
35V	7%	---																																																																																																			
25V	5%	7% 0402 \geq 0.047 μ F; 0603 \geq 0.1 μ F; 0805 \geq 0.33 μ F; 1206 \geq 1 μ F; 1210 \geq 4.7 μ F																																																																																																			
		9% 0402 \geq 0.068 μ F; 0603 \geq 0.47 μ F; 1206 \geq 4.7 μ F; 1210 \geq 22 μ F																																																																																																			
16V (C $<$ 1.0 μ F)	7%	9% 0402 \geq 0.068 μ F; 0603 \geq 0.68 μ F																																																																																																			
		12.5% 0402 \geq 0.22 μ F																																																																																																			
16V (C \geq 1.0 μ F)	9%	12.5% 0603 \geq 2.2 μ F; 0805 \geq 3.3 μ F; 1206 \geq 10 μ F; 1210 \geq 22 μ F; 1812 \geq 47 μ F																																																																																																			
10V	12.5%	20% 0402 \geq 0.47 μ F																																																																																																			
6.3V	20%	---																																																																																																			
4.	Dielectric Strength	To apply voltage (\leq 100V) 250%. Duration: 1 to 5 sec. Charge and discharge current less than 50mA.	* No evidence of damage or flash over during test.																																																																																																		
5.	Insulation Resistance	To apply rated voltage for max. 120 sec.	10G Ω or Rx C \geq 500 Ω -F whichever is smaller. Class II (X7R, X5R, X6S, Y5V) <table border="1"> <tr> <th>Rated voltage</th> <th>Insulation Resistance</th> </tr> <tr> <td>100V: X7R</td> <td rowspan="5">10GΩ or Rx C \geq 100 Ω-F whichever is smaller.</td> </tr> <tr> <td>50V:0603\geq1μF;0805\geq1μF;1206\geq4.7μF;1210\geq4.7μF</td> </tr> <tr> <td>35V:0805\geq2.2μF;1210 \geq 10μF</td> </tr> <tr> <td>25V:0402\geq1μF;0603\geq2.2μF;0805\geq2.2μF;1206\geq10μF;1210\geq10μF</td> </tr> <tr> <td>16V:0402\geq0.22μF;0603\geq1μF;0805\geq2.2μF;1206\geq10μF;1210\geq47μF</td> </tr> <tr> <td>10V:0201\geq47nF;0402\geq0.47μF;0603\geq0.47μF;0805\geq2.2μF; 1206\geq4.7μF;1210\geq47μF</td> <td rowspan="4">10GΩ or Rx C \geq 50 Ω-F whichever is smaller.</td> </tr> <tr> <td>6.3V ; 4V</td> </tr> <tr> <td>50V: 0402\geq0.1μF</td> </tr> <tr> <td>35V:0603\geq1μF</td> </tr> <tr> <td>10V:0603\geq10μF</td> <td></td> </tr> <tr> <td>4V:0603\geq22μF; 0805\geq47μF</td> <td></td> </tr> </table>	Rated voltage	Insulation Resistance	100V: X7R	10G Ω or Rx C \geq 100 Ω -F whichever is smaller.	50V:0603 \geq 1 μ F;0805 \geq 1 μ F;1206 \geq 4.7 μ F;1210 \geq 4.7 μ F	35V:0805 \geq 2.2 μ F;1210 \geq 10 μ F	25V:0402 \geq 1 μ F;0603 \geq 2.2 μ F;0805 \geq 2.2 μ F;1206 \geq 10 μ F;1210 \geq 10 μ F	16V:0402 \geq 0.22 μ F;0603 \geq 1 μ F;0805 \geq 2.2 μ F;1206 \geq 10 μ F;1210 \geq 47 μ F	10V:0201 \geq 47nF;0402 \geq 0.47 μ F;0603 \geq 0.47 μ F;0805 \geq 2.2 μ F; 1206 \geq 4.7 μ F;1210 \geq 47 μ F	10G Ω or Rx C \geq 50 Ω -F whichever is smaller.	6.3V ; 4V	50V: 0402 \geq 0.1 μ F	35V:0603 \geq 1 μ F	10V:0603 \geq 10 μ F		4V:0603 \geq 22 μ F; 0805 \geq 47 μ F																																																																																		
Rated voltage	Insulation Resistance																																																																																																				
100V: X7R	10G Ω or Rx C \geq 100 Ω -F whichever is smaller.																																																																																																				
50V:0603 \geq 1 μ F;0805 \geq 1 μ F;1206 \geq 4.7 μ F;1210 \geq 4.7 μ F																																																																																																					
35V:0805 \geq 2.2 μ F;1210 \geq 10 μ F																																																																																																					
25V:0402 \geq 1 μ F;0603 \geq 2.2 μ F;0805 \geq 2.2 μ F;1206 \geq 10 μ F;1210 \geq 10 μ F																																																																																																					
16V:0402 \geq 0.22 μ F;0603 \geq 1 μ F;0805 \geq 2.2 μ F;1206 \geq 10 μ F;1210 \geq 47 μ F																																																																																																					
10V:0201 \geq 47nF;0402 \geq 0.47 μ F;0603 \geq 0.47 μ F;0805 \geq 2.2 μ F; 1206 \geq 4.7 μ F;1210 \geq 47 μ F	10G Ω or Rx C \geq 50 Ω -F whichever is smaller.																																																																																																				
6.3V ; 4V																																																																																																					
50V: 0402 \geq 0.1 μ F																																																																																																					
35V:0603 \geq 1 μ F																																																																																																					
10V:0603 \geq 10 μ F																																																																																																					
4V:0603 \geq 22 μ F; 0805 \geq 47 μ F																																																																																																					

No.	Item	Test Condition	Requirements																								
6.	Temperature Coefficient	With no electrical load.																									
		<table border="1"> <thead> <tr> <th>T.C.</th> <th>Operating Temp</th> </tr> </thead> <tbody> <tr> <td>NPO</td> <td>-55~125°C at 25°C</td> </tr> <tr> <td>X7R</td> <td>-55~125°C at 25°C</td> </tr> <tr> <td>X5R</td> <td>-55~ 85°C at 25°C</td> </tr> <tr> <td>X6S</td> <td>-55~105°C at 25°C</td> </tr> <tr> <td>Y5V</td> <td>-25~ 85°C at 20°C</td> </tr> </tbody> </table>	T.C.	Operating Temp	NPO	-55~125°C at 25°C	X7R	-55~125°C at 25°C	X5R	-55~ 85°C at 25°C	X6S	-55~105°C at 25°C	Y5V	-25~ 85°C at 20°C	<table border="1"> <thead> <tr> <th>T.C.</th> <th>Capacitance Change</th> </tr> </thead> <tbody> <tr> <td>NPO</td> <td>Within ±30ppm/°C</td> </tr> <tr> <td>X7R</td> <td>Within ±15%</td> </tr> <tr> <td>X5R</td> <td>Within ±15%</td> </tr> <tr> <td>X6S</td> <td>Within ±22%</td> </tr> <tr> <td>Y5V</td> <td>Within +30%/-80%</td> </tr> </tbody> </table>	T.C.	Capacitance Change	NPO	Within ±30ppm/°C	X7R	Within ±15%	X5R	Within ±15%	X6S	Within ±22%	Y5V	Within +30%/-80%
		T.C.	Operating Temp																								
		NPO	-55~125°C at 25°C																								
		X7R	-55~125°C at 25°C																								
		X5R	-55~ 85°C at 25°C																								
X6S	-55~105°C at 25°C																										
Y5V	-25~ 85°C at 20°C																										
T.C.	Capacitance Change																										
NPO	Within ±30ppm/°C																										
X7R	Within ±15%																										
X5R	Within ±15%																										
X6S	Within ±22%																										
Y5V	Within +30%/-80%																										
7.	Adhesive Strength of Termination	* Pressurizing force : 5N (≤0603) and 10N (>0603) * Test time: 10±1 sec.	* No remarkable damage or removal of the terminations.																								
8.	Vibration Resistance	* Vibration frequency: 10~55 Hz/min. * Total amplitude: 1.5mm * Test time: 6 hrs. (Two hrs each in three mutually perpendicular directions.) * Measurement to be made after keeping at room temp. for 24±2 hrs.	* No remarkable damage. * Cap change and Q/D.F.: To meet initial spec.																								
9.	Solderability	* Solder temperature: 235±5°C * Dipping time: 2±0.5 sec.	95% min. coverage of all metalized area.																								
10.	Bending Test	* The middle part of substrate shall be pressurized by means of the pressurizing rod at a rate of about 1 mm per second until the deflection becomes 1 mm and then the pressure shall be maintained for 5±1 sec. * Measurement to be made after keeping at room temp. for 24±2 hrs.	* No remarkable damage. * Cap change : NPO: within ±5% or 0.5pF whichever is larger X7R, X5R, X6S: within ±12.5% Y5V: within ±30% (This capacitance change means the change of capacitance under specified flexure of substrate from the capacitance measured before the test.)																								
11.	Resistance to Soldering Heat	* Solder temperature: 260±5°C * Dipping time: 10±1 sec * Preheating: 120 to 150°C for 1 minute before immerse the capacitor in a eutectic solder. * Before initial measurement (Class II only): Perform 150+0/-10°C for 1 hr and then set for 24±2 hrs at room temp. * Measurement to be made after keeping at room temp. for 24±2 hrs.	* No remarkable damage. * Cap change: NPO: within ±2.5% or 0.25pF whichever is larger X7R, X5R, X6S: within ±7.5% Y5V: within ±20% * Q/D.F., I.R. and dielectric strength: To meet initial requirements. * 25% max. leaching on each edge.																								
12.	Temperature Cycle	* Conduct the five cycles according to the temperatures and time. <table border="1"> <thead> <tr> <th>Step</th> <th>Temp. (°C)</th> <th>Time (min.)</th> </tr> </thead> <tbody> <tr> <td>1</td> <td>Min. operating temp. +0/-3</td> <td>30±3</td> </tr> <tr> <td>2</td> <td>Room temp.</td> <td>2~3</td> </tr> <tr> <td>3</td> <td>Max. operating temp. +3/-0</td> <td>30±3</td> </tr> <tr> <td>4</td> <td>Room temp.</td> <td>2~3</td> </tr> </tbody> </table> * Before initial measurement (Class II only): Perform 150+0/-10°C for 1 hr and then set for 24±2 hrs at room temp. * Measurement to be made after keeping at room temp. for 24±2 hrs.	Step	Temp. (°C)	Time (min.)	1	Min. operating temp. +0/-3	30±3	2	Room temp.	2~3	3	Max. operating temp. +3/-0	30±3	4	Room temp.	2~3	* No remarkable damage. * Cap change : NPO: within ±2.5% or 0.25pF whichever is larger X7R, X5R, X6S: within ±7.5% Y5V: within ±20% * Q/D.F., I.R. and dielectric strength: To meet initial requirements.									
Step	Temp. (°C)	Time (min.)																									
1	Min. operating temp. +0/-3	30±3																									
2	Room temp.	2~3																									
3	Max. operating temp. +3/-0	30±3																									
4	Room temp.	2~3																									

No.	Item	Test Condition	Requirements																																																				
13.	Humidity (Damp Heat) Steady State	* Test temp.: 40±2°C * Humidity: 90~95% RH * Test time: 500+24/-0hrs. * Before initial measurement (Class II only): Perform 150+0/-10°C for 1 hr and then set for 24±2 hrs at room temp. * Measurement to be made after keeping at room temp. for 24±2 hrs.	* No remarkable damage. * Cap change: NP0: within ±5% or 0.5pF whichever is larger X7R, X5R, X6S: ≥10V**, within ±12.5%; ≤6.3V within ±25%; TT series & C≥1uF, within ±25% **10V: 0603 ≥4.7μF; 0402 ≥1μF; 0201 ≥0.1μF, within ±25%; Y5V: ≥10V, within ±30%; ≤6.3V, within +30/-40% * Q/D.F. value: NP0: More than 30pF Q≥350, 10pF≤C≤30pF, Q≥275+2.5C Less than 10pF Q≥200+10C X7R, X5R, X6S:																																																				
			<table border="1"> <thead> <tr> <th>Rated</th> <th>D.F. ≤</th> <th colspan="2">Exception of D.F. ≤</th> </tr> </thead> <tbody> <tr> <td rowspan="2">≥100V</td> <td rowspan="2">≤3%</td> <td>≤6%</td> <td>1206 ≥0.47μF</td> </tr> <tr> <td>≤7.5%</td> <td>0805 >0.1μF, 0603 ≥0.068μF</td> </tr> <tr> <td rowspan="3">≥50V</td> <td rowspan="3">≤3%</td> <td>≤6%</td> <td>0201(50V); 0603 ≥0.047μF; 0805 ≥0.18μF; 1206 ≥0.47μF</td> </tr> <tr> <td>≤10%</td> <td>1210 ≥4.7μF</td> </tr> <tr> <td>≤20%</td> <td>0402 ≥0.1μF; 0603 ≥1μF; 0805 ≥1μF; 1206 ≥2.2μF; 1210 ≥10μF; TT series</td> </tr> <tr> <td>35V</td> <td>≤5%</td> <td>≤20%</td> <td>0603 ≥1μF; 0805 ≥2.2μF; 1210 ≥10μF</td> </tr> <tr> <td rowspan="4">25V</td> <td rowspan="4">≤5%</td> <td>≤10%</td> <td>0201 ≥0.01μF; 0805 ≥1μF; 1210 ≥10μF</td> </tr> <tr> <td>≤14%</td> <td>0603 ≥0.33μF; 1206 ≥4.7μF</td> </tr> <tr> <td>≤15%</td> <td>0402 ≥0.10μF; 0603 ≥0.47μF; 0805 ≥2.2μF; 1206 ≥6.8μF; 1210 ≥22μF; TT series</td> </tr> <tr> <td>≤20%</td> <td>0402 ≥1μF</td> </tr> <tr> <td rowspan="2">16V</td> <td rowspan="2">≤5%</td> <td>≤10%</td> <td>0603 ≥0.15μF; 0805 ≥0.68μF; 1206 ≥2.2μF; 1210 ≥4.7μF</td> </tr> <tr> <td>≤15%</td> <td>0201 ≥0.01μF; 0402 ≥0.033μF; 0603 ≥0.68μF; 0805 ≥2.2μF; 1206 ≥4.7μF; 1210 ≥22μF; TT series</td> </tr> <tr> <td rowspan="2">10V</td> <td rowspan="2">≤7.5%</td> <td>≤15%</td> <td>0201 ≥0.012μF; 0402 ≥0.33μF; 0603 ≥0.33μF; 0805 ≥2.2μF; 1206 ≥2.2μF; 1210 ≥22μF</td> </tr> <tr> <td>≤20%</td> <td>0201 ≥0.1μF; 0402 ≥1μF; TT series</td> </tr> <tr> <td>6.3V</td> <td>≤15%</td> <td>≤30%</td> <td>0201 ≥0.1μF; 0402 ≥1μF; 0603 ≥10μF; 0805 ≥4.7μF; 1206 ≥47μF; 1210 ≥100μF; TT series</td> </tr> <tr> <td>4V</td> <td>≤20%</td> <td>---</td> <td>---</td> </tr> </tbody> </table>	Rated	D.F. ≤	Exception of D.F. ≤		≥100V	≤3%	≤6%	1206 ≥0.47μF	≤7.5%	0805 >0.1μF, 0603 ≥0.068μF	≥50V	≤3%	≤6%	0201(50V); 0603 ≥0.047μF; 0805 ≥0.18μF; 1206 ≥0.47μF	≤10%	1210 ≥4.7μF	≤20%	0402 ≥0.1μF; 0603 ≥1μF; 0805 ≥1μF; 1206 ≥2.2μF; 1210 ≥10μF; TT series	35V	≤5%	≤20%	0603 ≥1μF; 0805 ≥2.2μF; 1210 ≥10μF	25V	≤5%	≤10%	0201 ≥0.01μF; 0805 ≥1μF; 1210 ≥10μF	≤14%	0603 ≥0.33μF; 1206 ≥4.7μF	≤15%	0402 ≥0.10μF; 0603 ≥0.47μF; 0805 ≥2.2μF; 1206 ≥6.8μF; 1210 ≥22μF; TT series	≤20%	0402 ≥1μF	16V	≤5%	≤10%	0603 ≥0.15μF; 0805 ≥0.68μF; 1206 ≥2.2μF; 1210 ≥4.7μF	≤15%	0201 ≥0.01μF; 0402 ≥0.033μF; 0603 ≥0.68μF; 0805 ≥2.2μF; 1206 ≥4.7μF; 1210 ≥22μF; TT series	10V	≤7.5%	≤15%	0201 ≥0.012μF; 0402 ≥0.33μF; 0603 ≥0.33μF; 0805 ≥2.2μF; 1206 ≥2.2μF; 1210 ≥22μF	≤20%	0201 ≥0.1μF; 0402 ≥1μF; TT series	6.3V	≤15%	≤30%	0201 ≥0.1μF; 0402 ≥1μF; 0603 ≥10μF; 0805 ≥4.7μF; 1206 ≥47μF; 1210 ≥100μF; TT series	4V	≤20%	---	---
			Rated	D.F. ≤	Exception of D.F. ≤																																																		
			≥100V	≤3%	≤6%	1206 ≥0.47μF																																																	
					≤7.5%	0805 >0.1μF, 0603 ≥0.068μF																																																	
			≥50V	≤3%	≤6%	0201(50V); 0603 ≥0.047μF; 0805 ≥0.18μF; 1206 ≥0.47μF																																																	
					≤10%	1210 ≥4.7μF																																																	
					≤20%	0402 ≥0.1μF; 0603 ≥1μF; 0805 ≥1μF; 1206 ≥2.2μF; 1210 ≥10μF; TT series																																																	
			35V	≤5%	≤20%	0603 ≥1μF; 0805 ≥2.2μF; 1210 ≥10μF																																																	
			25V	≤5%	≤10%	0201 ≥0.01μF; 0805 ≥1μF; 1210 ≥10μF																																																	
					≤14%	0603 ≥0.33μF; 1206 ≥4.7μF																																																	
					≤15%	0402 ≥0.10μF; 0603 ≥0.47μF; 0805 ≥2.2μF; 1206 ≥6.8μF; 1210 ≥22μF; TT series																																																	
					≤20%	0402 ≥1μF																																																	
16V	≤5%	≤10%	0603 ≥0.15μF; 0805 ≥0.68μF; 1206 ≥2.2μF; 1210 ≥4.7μF																																																				
		≤15%	0201 ≥0.01μF; 0402 ≥0.033μF; 0603 ≥0.68μF; 0805 ≥2.2μF; 1206 ≥4.7μF; 1210 ≥22μF; TT series																																																				
10V	≤7.5%	≤15%	0201 ≥0.012μF; 0402 ≥0.33μF; 0603 ≥0.33μF; 0805 ≥2.2μF; 1206 ≥2.2μF; 1210 ≥22μF																																																				
		≤20%	0201 ≥0.1μF; 0402 ≥1μF; TT series																																																				
6.3V	≤15%	≤30%	0201 ≥0.1μF; 0402 ≥1μF; 0603 ≥10μF; 0805 ≥4.7μF; 1206 ≥47μF; 1210 ≥100μF; TT series																																																				
4V	≤20%	---	---																																																				
Y5V:																																																							
<table border="1"> <thead> <tr> <th>Rated vol.</th> <th>D.F. ≤</th> <th colspan="2">Exception of D.F. ≤</th> </tr> </thead> <tbody> <tr> <td>≥50V</td> <td>7.5%</td> <td>10%</td> <td>0603 ≥0.1μF; 0805 ≥0.47μF; 1206 ≥4.7μF</td> </tr> <tr> <td>35V</td> <td>10%</td> <td>---</td> <td>---</td> </tr> <tr> <td rowspan="2">25V</td> <td rowspan="2">7.5%</td> <td>10%</td> <td>0402 ≥0.047μF; 0603 ≥0.1μF; 0805 ≥0.33μF; 1206 ≥1μF; 1210 ≥4.7μF</td> </tr> <tr> <td>15%</td> <td>0402 ≥0.068μF; 0603 ≥0.47μF; 1206 ≥4.7μF; 1210 ≥22μF</td> </tr> <tr> <td>16V (C<1.0μF)</td> <td>10%</td> <td>12.5%</td> <td>0402 ≥0.068μF; 0603 ≥0.68μF</td> </tr> <tr> <td></td> <td></td> <td>20%</td> <td>0402 ≥0.22μF</td> </tr> <tr> <td>16V (C≥1.0μF)</td> <td>12.5%</td> <td>20%</td> <td>0603 ≥2.2μF; 0805 ≥3.3μF; 1206 ≥10μF; 1210 ≥22μF; 1812 ≥47μF;</td> </tr> <tr> <td>10V</td> <td>20%</td> <td>30%</td> <td>0402 ≥0.47μF</td> </tr> <tr> <td>6.3V</td> <td>30%</td> <td>---</td> <td>---</td> </tr> </tbody> </table>	Rated vol.	D.F. ≤	Exception of D.F. ≤		≥50V	7.5%	10%	0603 ≥0.1μF; 0805 ≥0.47μF; 1206 ≥4.7μF	35V	10%	---	---	25V	7.5%	10%	0402 ≥0.047μF; 0603 ≥0.1μF; 0805 ≥0.33μF; 1206 ≥1μF; 1210 ≥4.7μF	15%	0402 ≥0.068μF; 0603 ≥0.47μF; 1206 ≥4.7μF; 1210 ≥22μF	16V (C<1.0μF)	10%	12.5%	0402 ≥0.068μF; 0603 ≥0.68μF			20%	0402 ≥0.22μF	16V (C≥1.0μF)	12.5%	20%	0603 ≥2.2μF; 0805 ≥3.3μF; 1206 ≥10μF; 1210 ≥22μF; 1812 ≥47μF;	10V	20%	30%	0402 ≥0.47μF	6.3V	30%	---	---																	
Rated vol.	D.F. ≤	Exception of D.F. ≤																																																					
≥50V	7.5%	10%	0603 ≥0.1μF; 0805 ≥0.47μF; 1206 ≥4.7μF																																																				
35V	10%	---	---																																																				
25V	7.5%	10%	0402 ≥0.047μF; 0603 ≥0.1μF; 0805 ≥0.33μF; 1206 ≥1μF; 1210 ≥4.7μF																																																				
		15%	0402 ≥0.068μF; 0603 ≥0.47μF; 1206 ≥4.7μF; 1210 ≥22μF																																																				
16V (C<1.0μF)	10%	12.5%	0402 ≥0.068μF; 0603 ≥0.68μF																																																				
		20%	0402 ≥0.22μF																																																				
16V (C≥1.0μF)	12.5%	20%	0603 ≥2.2μF; 0805 ≥3.3μF; 1206 ≥10μF; 1210 ≥22μF; 1812 ≥47μF;																																																				
10V	20%	30%	0402 ≥0.47μF																																																				
6.3V	30%	---	---																																																				
*I.R.: ≥10V, 1GΩ or 50 Ω-F whichever is smaller. Class II (X7R, X5R, X6S, Y5V)																																																							
<table border="1"> <thead> <tr> <th>Rated voltage</th> <th>Insulation Resistance</th> </tr> </thead> <tbody> <tr> <td>100V: X7R</td> <td rowspan="7">1GΩ or RxC ≥10 Ω-F whichever is smaller.</td> </tr> <tr> <td>50V: 0402 ≥0.1μF; 0603 ≥1μF; 0805 ≥1μF; 1206 ≥4.7μF; 1210 ≥4.7μF</td> </tr> <tr> <td>35V: 0603 ≥1μF; 0805 ≥2.2μF; 1210 ≥10μF</td> </tr> <tr> <td>25V: 0402 ≥1μF; 0603 ≥2.2μF; 0805 ≥2.2μF; 1206 ≥10μF; 1210 ≥10μF</td> </tr> <tr> <td>16V: 0402 ≥0.22μF; 0603 ≥1μF; 0805 ≥2.2μF; 1206 ≥10μF; 1210 ≥47μF</td> </tr> <tr> <td>10V: 0201 ≥47nF; 0402 ≥0.47μF; 0603 ≥0.47μF; 0805 ≥2.2μF; 1206 ≥4.7μF; 1210 ≥47μF</td> </tr> <tr> <td>6.3V; 4V</td> </tr> </tbody> </table>	Rated voltage	Insulation Resistance	100V: X7R	1GΩ or RxC ≥10 Ω-F whichever is smaller.	50V: 0402 ≥0.1μF; 0603 ≥1μF; 0805 ≥1μF; 1206 ≥4.7μF; 1210 ≥4.7μF	35V: 0603 ≥1μF; 0805 ≥2.2μF; 1210 ≥10μF	25V: 0402 ≥1μF; 0603 ≥2.2μF; 0805 ≥2.2μF; 1206 ≥10μF; 1210 ≥10μF	16V: 0402 ≥0.22μF; 0603 ≥1μF; 0805 ≥2.2μF; 1206 ≥10μF; 1210 ≥47μF	10V: 0201 ≥47nF; 0402 ≥0.47μF; 0603 ≥0.47μF; 0805 ≥2.2μF; 1206 ≥4.7μF; 1210 ≥47μF	6.3V; 4V																																													
Rated voltage	Insulation Resistance																																																						
100V: X7R	1GΩ or RxC ≥10 Ω-F whichever is smaller.																																																						
50V: 0402 ≥0.1μF; 0603 ≥1μF; 0805 ≥1μF; 1206 ≥4.7μF; 1210 ≥4.7μF																																																							
35V: 0603 ≥1μF; 0805 ≥2.2μF; 1210 ≥10μF																																																							
25V: 0402 ≥1μF; 0603 ≥2.2μF; 0805 ≥2.2μF; 1206 ≥10μF; 1210 ≥10μF																																																							
16V: 0402 ≥0.22μF; 0603 ≥1μF; 0805 ≥2.2μF; 1206 ≥10μF; 1210 ≥47μF																																																							
10V: 0201 ≥47nF; 0402 ≥0.47μF; 0603 ≥0.47μF; 0805 ≥2.2μF; 1206 ≥4.7μF; 1210 ≥47μF																																																							
6.3V; 4V																																																							

No	Item	Test Condition	Requirements																																		
14	Humidity (Damp Heat) Load	* Test temp.: 40±2°C * Humidity: 90~95%RH * Test time: 500+24/-0 hrs. * To apply voltage : rated voltage. * Before initial measurement (Class II only): To apply test voltage for 1hr at 40°C and then set for 24±2 hrs at room temp. * Measurement to be made after keeping at room temp. for 24±2 hrs.	* No remarkable damage. Cap change: NP0: ±7.5% or 0.75pF whichever is larger. X7R, X5R, X6S: ≥10V**, within ±12.5%; ≤6.3V within ±25%; TT series & C ≥ 1uF, within ±25% **10V: 0603 ≥ 4.7µF; 0402 ≥ 1µF; 0201 ≥ 0.1µF, within ±25%; Y5V: ≥10V, within ±30%; ≤6.3V, within +30/-40% Q/D.F. value: NP0: C≥30pF, Q≥200; C<30pF, Q≥100+10/3C X7R, X5R, X6S:																																		
			<table border="1"> <thead> <tr> <th>Rated</th> <th>D.F. ≤</th> <th>Exception of D.F. ≤</th> </tr> </thead> <tbody> <tr> <td rowspan="2">≥ 100V</td> <td rowspan="2">≤ 3%</td> <td>≤ 6% 1206 ≥ 0.47µF</td> </tr> <tr> <td>≤ 7.5% 0805 > 0.1µF, 0603 ≥ 0.068µF</td> </tr> <tr> <td rowspan="3">≥ 50V</td> <td rowspan="3">≤ 3%</td> <td>≤ 6% 0201(50V); 0603 ≥ 0.047µF; 0805 ≥ 0.18µF; 1206 ≥ 0.47µF</td> </tr> <tr> <td>≤ 10% 1210 ≥ 4.7µF</td> </tr> <tr> <td>≤ 20% 0402 ≥ 0.1µF; 0603 ≥ 1µF; 0805 ≥ 1µF; 1206 ≥ 2.2µF; 1210 ≥ 10µF; TT series</td> </tr> <tr> <td>35V</td> <td>≤ 5%</td> <td>≤ 20% 0603 ≥ 1µF; 0805 ≥ 2.2µF; 1210 ≥ 10µF</td> </tr> <tr> <td rowspan="3">25V</td> <td rowspan="3">≤ 5%</td> <td>≤ 10% 0201 ≥ 0.01µF; 0805 ≥ 1µF; 1210 ≥ 10µF</td> </tr> <tr> <td>≤ 14% 0603 ≥ 0.33µF; 1206 ≥ 4.7µF</td> </tr> <tr> <td>≤ 15% 0402 ≥ 0.10µF; 0603 ≥ 0.47µF; 0805 ≥ 2.2µF; 1206 ≥ 6.8µF; 1210 ≥ 22µF; TT series</td> </tr> <tr> <td rowspan="2">16V</td> <td rowspan="2">≤ 5%</td> <td>≤ 20% 0402 ≥ 1µF</td> </tr> <tr> <td>≤ 10% 0603 ≥ 0.15µF; 0805 ≥ 0.68µF; 1206 ≥ 2.2µF; 1210 ≥ 4.7µF</td> </tr> <tr> <td rowspan="2">10V</td> <td rowspan="2">≤ 7.5%</td> <td>≤ 15% 0201 ≥ 0.01µF; 0402 ≥ 0.033µF; 0603 ≥ 0.68µF; 0805 ≥ 2.2µF; 1206 ≥ 4.7µF; 1210 ≥ 22µF; TT series</td> </tr> <tr> <td>≤ 15% 0201 ≥ 0.012µF; 0402 ≥ 0.33µF; 0603 ≥ 0.33µF; 0805 ≥ 2.2µF; 1206 ≥ 2.2µF; 1210 ≥ 22µF</td> </tr> <tr> <td>6.3V</td> <td>≤ 15%</td> <td>≤ 30% 0201 ≥ 0.1µF; 0402 ≥ 1µF; 0603 ≥ 10µF; 0805 ≥ 4.7µF; 1206 ≥ 47µF; 1210 ≥ 100µF; TT series</td> </tr> <tr> <td>4V</td> <td>≤ 20%</td> <td>---</td> </tr> </tbody> </table>	Rated	D.F. ≤	Exception of D.F. ≤	≥ 100V	≤ 3%	≤ 6% 1206 ≥ 0.47µF	≤ 7.5% 0805 > 0.1µF, 0603 ≥ 0.068µF	≥ 50V	≤ 3%	≤ 6% 0201(50V); 0603 ≥ 0.047µF; 0805 ≥ 0.18µF; 1206 ≥ 0.47µF	≤ 10% 1210 ≥ 4.7µF	≤ 20% 0402 ≥ 0.1µF; 0603 ≥ 1µF; 0805 ≥ 1µF; 1206 ≥ 2.2µF; 1210 ≥ 10µF; TT series	35V	≤ 5%	≤ 20% 0603 ≥ 1µF; 0805 ≥ 2.2µF; 1210 ≥ 10µF	25V	≤ 5%	≤ 10% 0201 ≥ 0.01µF; 0805 ≥ 1µF; 1210 ≥ 10µF	≤ 14% 0603 ≥ 0.33µF; 1206 ≥ 4.7µF	≤ 15% 0402 ≥ 0.10µF; 0603 ≥ 0.47µF; 0805 ≥ 2.2µF; 1206 ≥ 6.8µF; 1210 ≥ 22µF; TT series	16V	≤ 5%	≤ 20% 0402 ≥ 1µF	≤ 10% 0603 ≥ 0.15µF; 0805 ≥ 0.68µF; 1206 ≥ 2.2µF; 1210 ≥ 4.7µF	10V	≤ 7.5%	≤ 15% 0201 ≥ 0.01µF; 0402 ≥ 0.033µF; 0603 ≥ 0.68µF; 0805 ≥ 2.2µF; 1206 ≥ 4.7µF; 1210 ≥ 22µF; TT series	≤ 15% 0201 ≥ 0.012µF; 0402 ≥ 0.33µF; 0603 ≥ 0.33µF; 0805 ≥ 2.2µF; 1206 ≥ 2.2µF; 1210 ≥ 22µF	6.3V	≤ 15%	≤ 30% 0201 ≥ 0.1µF; 0402 ≥ 1µF; 0603 ≥ 10µF; 0805 ≥ 4.7µF; 1206 ≥ 47µF; 1210 ≥ 100µF; TT series	4V	≤ 20%	---
			Rated	D.F. ≤	Exception of D.F. ≤																																
			≥ 100V	≤ 3%	≤ 6% 1206 ≥ 0.47µF																																
					≤ 7.5% 0805 > 0.1µF, 0603 ≥ 0.068µF																																
			≥ 50V	≤ 3%	≤ 6% 0201(50V); 0603 ≥ 0.047µF; 0805 ≥ 0.18µF; 1206 ≥ 0.47µF																																
					≤ 10% 1210 ≥ 4.7µF																																
					≤ 20% 0402 ≥ 0.1µF; 0603 ≥ 1µF; 0805 ≥ 1µF; 1206 ≥ 2.2µF; 1210 ≥ 10µF; TT series																																
			35V	≤ 5%	≤ 20% 0603 ≥ 1µF; 0805 ≥ 2.2µF; 1210 ≥ 10µF																																
			25V	≤ 5%	≤ 10% 0201 ≥ 0.01µF; 0805 ≥ 1µF; 1210 ≥ 10µF																																
≤ 14% 0603 ≥ 0.33µF; 1206 ≥ 4.7µF																																					
≤ 15% 0402 ≥ 0.10µF; 0603 ≥ 0.47µF; 0805 ≥ 2.2µF; 1206 ≥ 6.8µF; 1210 ≥ 22µF; TT series																																					
16V	≤ 5%	≤ 20% 0402 ≥ 1µF																																			
		≤ 10% 0603 ≥ 0.15µF; 0805 ≥ 0.68µF; 1206 ≥ 2.2µF; 1210 ≥ 4.7µF																																			
10V	≤ 7.5%	≤ 15% 0201 ≥ 0.01µF; 0402 ≥ 0.033µF; 0603 ≥ 0.68µF; 0805 ≥ 2.2µF; 1206 ≥ 4.7µF; 1210 ≥ 22µF; TT series																																			
		≤ 15% 0201 ≥ 0.012µF; 0402 ≥ 0.33µF; 0603 ≥ 0.33µF; 0805 ≥ 2.2µF; 1206 ≥ 2.2µF; 1210 ≥ 22µF																																			
6.3V	≤ 15%	≤ 30% 0201 ≥ 0.1µF; 0402 ≥ 1µF; 0603 ≥ 10µF; 0805 ≥ 4.7µF; 1206 ≥ 47µF; 1210 ≥ 100µF; TT series																																			
4V	≤ 20%	---																																			
Y5V: <table border="1"> <thead> <tr> <th>Rated vol.</th> <th>D.F. ≤</th> <th>Exception of D.F. ≤</th> </tr> </thead> <tbody> <tr> <td>≥ 50V</td> <td>7.5%</td> <td>10% 0603 ≥ 0.1µF; 0805 ≥ 0.47µF; 1206 ≥ 4.7µF</td> </tr> <tr> <td>35V</td> <td>10%</td> <td>---</td> </tr> <tr> <td rowspan="2">25V</td> <td rowspan="2">7.5%</td> <td>10% 0402 ≥ 0.047µF; 0603 ≥ 0.1µF; 0805 ≥ 0.33µF; 1206 ≥ 1µF; 1210 ≥ 4.7µF</td> </tr> <tr> <td>15% 0402 ≥ 0.068µF; 0603 ≥ 0.47µF; 1206 ≥ 4.7µF; 1210 ≥ 22µF</td> </tr> <tr> <td>16V (C < 1.0µF)</td> <td>10%</td> <td>12.5% 0402 ≥ 0.068µF; 0603 ≥ 0.68µF 20% 0402 ≥ 0.22µF</td> </tr> <tr> <td>16V (C ≥ 1.0µF)</td> <td>12.5%</td> <td>20% 0603 ≥ 2.2µF; 0805 ≥ 3.3µF; 1206 ≥ 10µF; 1210 ≥ 22µF; 1812 ≥ 47µF</td> </tr> <tr> <td>10V</td> <td>20%</td> <td>30% 0402 ≥ 0.47µF</td> </tr> <tr> <td>6.3V</td> <td>30%</td> <td>---</td> </tr> </tbody> </table>	Rated vol.	D.F. ≤	Exception of D.F. ≤	≥ 50V	7.5%	10% 0603 ≥ 0.1µF; 0805 ≥ 0.47µF; 1206 ≥ 4.7µF	35V	10%	---	25V	7.5%	10% 0402 ≥ 0.047µF; 0603 ≥ 0.1µF; 0805 ≥ 0.33µF; 1206 ≥ 1µF; 1210 ≥ 4.7µF	15% 0402 ≥ 0.068µF; 0603 ≥ 0.47µF; 1206 ≥ 4.7µF; 1210 ≥ 22µF	16V (C < 1.0µF)	10%	12.5% 0402 ≥ 0.068µF; 0603 ≥ 0.68µF 20% 0402 ≥ 0.22µF	16V (C ≥ 1.0µF)	12.5%	20% 0603 ≥ 2.2µF; 0805 ≥ 3.3µF; 1206 ≥ 10µF; 1210 ≥ 22µF; 1812 ≥ 47µF	10V	20%	30% 0402 ≥ 0.47µF	6.3V	30%	---												
Rated vol.	D.F. ≤	Exception of D.F. ≤																																			
≥ 50V	7.5%	10% 0603 ≥ 0.1µF; 0805 ≥ 0.47µF; 1206 ≥ 4.7µF																																			
35V	10%	---																																			
25V	7.5%	10% 0402 ≥ 0.047µF; 0603 ≥ 0.1µF; 0805 ≥ 0.33µF; 1206 ≥ 1µF; 1210 ≥ 4.7µF																																			
		15% 0402 ≥ 0.068µF; 0603 ≥ 0.47µF; 1206 ≥ 4.7µF; 1210 ≥ 22µF																																			
16V (C < 1.0µF)	10%	12.5% 0402 ≥ 0.068µF; 0603 ≥ 0.68µF 20% 0402 ≥ 0.22µF																																			
16V (C ≥ 1.0µF)	12.5%	20% 0603 ≥ 2.2µF; 0805 ≥ 3.3µF; 1206 ≥ 10µF; 1210 ≥ 22µF; 1812 ≥ 47µF																																			
10V	20%	30% 0402 ≥ 0.47µF																																			
6.3V	30%	---																																			
*I.R.: ≥10V, 500MΩ or 25 Ω-F whichever is smaller. Class II (X7R, X5R, X6S, Y5V)																																					
<table border="1"> <thead> <tr> <th>Rated voltage</th> <th>Insulation Resistance</th> </tr> </thead> <tbody> <tr> <td>100V: X7R</td> <td rowspan="7">500MΩ or Rx C ≥ 5 Ω-F whichever is smaller.</td> </tr> <tr> <td>50V: 0603 ≥ 1µF; 0805 ≥ 1µF; 1206 ≥ 4.7µF; 1210 ≥ 4.7µF</td> </tr> <tr> <td>35V: 0805 ≥ 2.2µF; 1210 ≥ 10µF</td> </tr> <tr> <td>25V: 0402 ≥ 1µF; 0603 ≥ 2.2µF; 0805 ≥ 2.2µF; 1206 ≥ 10µF; 1210 ≥ 10µF</td> </tr> <tr> <td>16V: 0402 ≥ 0.22µF; 0603 ≥ 1µF; 0805 ≥ 2.2µF; 1206 ≥ 10µF; 1210 ≥ 47µF</td> </tr> <tr> <td>10V: 0201 ≥ 47nF; 0402 ≥ 0.47µF; 0603 ≥ 0.47µF; 0805 ≥ 2.2µF; 1206 ≥ 4.7µF; 1210 ≥ 47µF</td> </tr> <tr> <td>6.3V ; 4V</td> </tr> </tbody> </table>	Rated voltage	Insulation Resistance	100V: X7R	500MΩ or Rx C ≥ 5 Ω-F whichever is smaller.	50V: 0603 ≥ 1µF; 0805 ≥ 1µF; 1206 ≥ 4.7µF; 1210 ≥ 4.7µF	35V: 0805 ≥ 2.2µF; 1210 ≥ 10µF	25V: 0402 ≥ 1µF; 0603 ≥ 2.2µF; 0805 ≥ 2.2µF; 1206 ≥ 10µF; 1210 ≥ 10µF	16V: 0402 ≥ 0.22µF; 0603 ≥ 1µF; 0805 ≥ 2.2µF; 1206 ≥ 10µF; 1210 ≥ 47µF	10V: 0201 ≥ 47nF; 0402 ≥ 0.47µF; 0603 ≥ 0.47µF; 0805 ≥ 2.2µF; 1206 ≥ 4.7µF; 1210 ≥ 47µF	6.3V ; 4V																											
Rated voltage	Insulation Resistance																																				
100V: X7R	500MΩ or Rx C ≥ 5 Ω-F whichever is smaller.																																				
50V: 0603 ≥ 1µF; 0805 ≥ 1µF; 1206 ≥ 4.7µF; 1210 ≥ 4.7µF																																					
35V: 0805 ≥ 2.2µF; 1210 ≥ 10µF																																					
25V: 0402 ≥ 1µF; 0603 ≥ 2.2µF; 0805 ≥ 2.2µF; 1206 ≥ 10µF; 1210 ≥ 10µF																																					
16V: 0402 ≥ 0.22µF; 0603 ≥ 1µF; 0805 ≥ 2.2µF; 1206 ≥ 10µF; 1210 ≥ 47µF																																					
10V: 0201 ≥ 47nF; 0402 ≥ 0.47µF; 0603 ≥ 0.47µF; 0805 ≥ 2.2µF; 1206 ≥ 4.7µF; 1210 ≥ 47µF																																					
6.3V ; 4V																																					

No	Item	Test Condition	Requirements																																																																																				
15.	High Temperature Load (Endurance)	Test temp. : NP0, X7R/X7E: 125±3°C X6S: 105±3°C X5R, Y5V: 85±3°C Test time: 1000+24/-0 hrs. To apply voltage: 1) ≤ 6.3V or C ≥ 10μF : 150% of rated voltage. 2) 10V ≤ Ur < 500V: 200% of rated voltage. 3) 500V: 150% of rated voltage. 4) Ur ≥ 630V: 120% of rated voltage. 5) 100% of rated voltage for below range.	* No remarkable damage. Cap change: NP0: ±3.0% or ±0.3pF whichever is larger X7R, X5R, X6S: ≥10V**, within ±12.5%; ≤ 6.3V within ±25%; TT series & C ≥ 1uF, within ±25% **10V: 0603 ≥ 4.7μF; 0402 ≥ 1μF; 0201 ≥ 0.1μF, within ±25%; Y5V: ≥10V, within ±30%; ≤ 6.3V, within +30/-40% Q/D.F. value: NP0: More than 30pF, Q ≥ 350 10pF ≤ C < 30pF, Q ≥ 275+2.5C Less than 10pF, Q ≥ 200+10C X7R, X5R, X6S:																																																																																				
		<table border="1"> <thead> <tr> <th>Size</th> <th>Dielectric</th> <th>Rated</th> <th>Capacitance</th> </tr> </thead> <tbody> <tr> <td rowspan="2">0201</td> <td>X5R/X7R/X6S</td> <td>6.3V, 10V</td> <td>C ≥ 0.1μF</td> </tr> <tr> <td>X5R/X7R/X6S</td> <td>6.3V, 10V</td> <td>C ≥ 1.0μF</td> </tr> <tr> <td rowspan="2">0402</td> <td>X5R/X7R/X6S</td> <td>4V</td> <td>C ≥ 22μF</td> </tr> <tr> <td>X5R/X7R/X6S</td> <td>6.3V, 10V</td> <td>C ≥ 4.7μF</td> </tr> <tr> <td rowspan="2">0603</td> <td>X5R/X7R/X6S</td> <td>6.3V, 10V</td> <td>C ≥ 1.0μF</td> </tr> <tr> <td>X5R/X7R/X6S</td> <td>4V</td> <td>C ≥ 47μF</td> </tr> <tr> <td rowspan="2">0805</td> <td>X5R/X7R/X6S</td> <td>6.3V</td> <td>C ≥ 22μF</td> </tr> <tr> <td>X5R/X7R/X6S</td> <td>6.3V</td> <td>C ≥ 47μF</td> </tr> <tr> <td rowspan="2">1206</td> <td>X5R/X7R/X6S</td> <td>6.3V, 10V</td> <td>C ≥ 2.2μF</td> </tr> <tr> <td>NP0</td> <td>3000V</td> <td>C ≥ 1.5pF</td> </tr> <tr> <td>TT18</td> <td>Y5V</td> <td>6.3V, 10V</td> <td>C ≥ 2.2μF</td> </tr> <tr> <td>TT21</td> <td>Y5V</td> <td>6.3V</td> <td>C ≥ 10μF</td> </tr> <tr> <td>TT31</td> <td>Y5V</td> <td>6.3V</td> <td>C ≥ 22μF</td> </tr> </tbody> </table>	Size	Dielectric	Rated	Capacitance	0201	X5R/X7R/X6S	6.3V, 10V	C ≥ 0.1μF	X5R/X7R/X6S	6.3V, 10V	C ≥ 1.0μF	0402	X5R/X7R/X6S	4V	C ≥ 22μF	X5R/X7R/X6S	6.3V, 10V	C ≥ 4.7μF	0603	X5R/X7R/X6S	6.3V, 10V	C ≥ 1.0μF	X5R/X7R/X6S	4V	C ≥ 47μF	0805	X5R/X7R/X6S	6.3V	C ≥ 22μF	X5R/X7R/X6S	6.3V	C ≥ 47μF	1206	X5R/X7R/X6S	6.3V, 10V	C ≥ 2.2μF	NP0	3000V	C ≥ 1.5pF	TT18	Y5V	6.3V, 10V	C ≥ 2.2μF	TT21	Y5V	6.3V	C ≥ 10μF	TT31	Y5V	6.3V	C ≥ 22μF	<table border="1"> <thead> <tr> <th>Rated</th> <th>D.F. ≤</th> <th>Exception of D.F. ≤</th> </tr> </thead> <tbody> <tr> <td>≥ 100V</td> <td>≤ 3%</td> <td>≤ 6% 1206 ≥ 0.47μF ≤ 7.5% 0805 > 0.1μF, 0603 ≥ 0.068μF</td> </tr> <tr> <td rowspan="2">≥ 50V</td> <td rowspan="2">≤ 3%</td> <td>≤ 6% 0201(50V); 0603 ≥ 0.047μF; 0805 ≥ 0.18μF; 1206 ≥ 0.47μF</td> </tr> <tr> <td>≤ 10% 1210 ≥ 4.7μF</td> </tr> <tr> <td rowspan="2">35V</td> <td rowspan="2">≤ 5%</td> <td>≤ 20% 0603 ≥ 1μF; 0805 ≥ 2.2μF; 1210 ≥ 10μF</td> </tr> <tr> <td>≤ 10% 0201 ≥ 0.01μF; 0805 ≥ 1μF; 1210 ≥ 10μF</td> </tr> <tr> <td rowspan="3">25V</td> <td rowspan="3">≤ 5%</td> <td>≤ 14% 0603 ≥ 0.33μF; 1206 ≥ 4.7μF</td> </tr> <tr> <td>≤ 15% 0402 ≥ 0.10μF; 0603 ≥ 0.47μF; 0805 ≥ 2.2μF; 1206 ≥ 6.8μF; 1210 ≥ 22μF; TT series</td> </tr> <tr> <td>≤ 20% 0402 ≥ 1μF</td> </tr> <tr> <td rowspan="2">16V</td> <td rowspan="2">≤ 5%</td> <td>≤ 10% 0603 ≥ 0.15μF; 0805 ≥ 0.68μF; 1206 ≥ 2.2μF; 1210 ≥ 4.7μF</td> </tr> <tr> <td>≤ 15% 0201 ≥ 0.01μF; 0402 ≥ 0.033μF; 0603 ≥ 0.68μF; 0805 ≥ 2.2μF; 1206 ≥ 4.7μF; 1210 ≥ 22μF; TT series</td> </tr> <tr> <td rowspan="2">10V</td> <td rowspan="2">≤ 7.5%</td> <td>≤ 15% 0201 ≥ 0.012μF; 0402 ≥ 0.33μF; 0603 ≥ 0.33μF; 0805 ≥ 2.2μF; 1206 ≥ 2.2μF; 1210 ≥ 22μF</td> </tr> <tr> <td>≤ 20% 0201 ≥ 0.1μF; 0402 ≥ 1μF; TT series</td> </tr> <tr> <td>6.3V</td> <td>≤ 15%</td> <td>≤ 30% 0201 ≥ 0.1μF; 0402 ≥ 1μF; 0603 ≥ 10μF; 0805 ≥ 4.7μF; 1206 ≥ 47μF; 1210 ≥ 100μF; TT series</td> </tr> <tr> <td>4V</td> <td>≤ 20%</td> <td>---</td> </tr> </tbody> </table>	Rated	D.F. ≤	Exception of D.F. ≤	≥ 100V	≤ 3%	≤ 6% 1206 ≥ 0.47μF ≤ 7.5% 0805 > 0.1μF, 0603 ≥ 0.068μF	≥ 50V	≤ 3%	≤ 6% 0201(50V); 0603 ≥ 0.047μF; 0805 ≥ 0.18μF; 1206 ≥ 0.47μF	≤ 10% 1210 ≥ 4.7μF	35V	≤ 5%	≤ 20% 0603 ≥ 1μF; 0805 ≥ 2.2μF; 1210 ≥ 10μF	≤ 10% 0201 ≥ 0.01μF; 0805 ≥ 1μF; 1210 ≥ 10μF	25V	≤ 5%	≤ 14% 0603 ≥ 0.33μF; 1206 ≥ 4.7μF	≤ 15% 0402 ≥ 0.10μF; 0603 ≥ 0.47μF; 0805 ≥ 2.2μF; 1206 ≥ 6.8μF; 1210 ≥ 22μF; TT series	≤ 20% 0402 ≥ 1μF	16V	≤ 5%	≤ 10% 0603 ≥ 0.15μF; 0805 ≥ 0.68μF; 1206 ≥ 2.2μF; 1210 ≥ 4.7μF	≤ 15% 0201 ≥ 0.01μF; 0402 ≥ 0.033μF; 0603 ≥ 0.68μF; 0805 ≥ 2.2μF; 1206 ≥ 4.7μF; 1210 ≥ 22μF; TT series	10V	≤ 7.5%	≤ 15% 0201 ≥ 0.012μF; 0402 ≥ 0.33μF; 0603 ≥ 0.33μF; 0805 ≥ 2.2μF; 1206 ≥ 2.2μF; 1210 ≥ 22μF	≤ 20% 0201 ≥ 0.1μF; 0402 ≥ 1μF; TT series	6.3V	≤ 15%	≤ 30% 0201 ≥ 0.1μF; 0402 ≥ 1μF; 0603 ≥ 10μF; 0805 ≥ 4.7μF; 1206 ≥ 47μF; 1210 ≥ 100μF; TT series	4V	≤ 20%	---
		Size	Dielectric	Rated	Capacitance																																																																																		
		0201	X5R/X7R/X6S	6.3V, 10V	C ≥ 0.1μF																																																																																		
			X5R/X7R/X6S	6.3V, 10V	C ≥ 1.0μF																																																																																		
		0402	X5R/X7R/X6S	4V	C ≥ 22μF																																																																																		
			X5R/X7R/X6S	6.3V, 10V	C ≥ 4.7μF																																																																																		
		0603	X5R/X7R/X6S	6.3V, 10V	C ≥ 1.0μF																																																																																		
			X5R/X7R/X6S	4V	C ≥ 47μF																																																																																		
		0805	X5R/X7R/X6S	6.3V	C ≥ 22μF																																																																																		
			X5R/X7R/X6S	6.3V	C ≥ 47μF																																																																																		
		1206	X5R/X7R/X6S	6.3V, 10V	C ≥ 2.2μF																																																																																		
			NP0	3000V	C ≥ 1.5pF																																																																																		
		TT18	Y5V	6.3V, 10V	C ≥ 2.2μF																																																																																		
		TT21	Y5V	6.3V	C ≥ 10μF																																																																																		
TT31	Y5V	6.3V	C ≥ 22μF																																																																																				
Rated	D.F. ≤	Exception of D.F. ≤																																																																																					
≥ 100V	≤ 3%	≤ 6% 1206 ≥ 0.47μF ≤ 7.5% 0805 > 0.1μF, 0603 ≥ 0.068μF																																																																																					
≥ 50V	≤ 3%	≤ 6% 0201(50V); 0603 ≥ 0.047μF; 0805 ≥ 0.18μF; 1206 ≥ 0.47μF																																																																																					
		≤ 10% 1210 ≥ 4.7μF																																																																																					
35V	≤ 5%	≤ 20% 0603 ≥ 1μF; 0805 ≥ 2.2μF; 1210 ≥ 10μF																																																																																					
		≤ 10% 0201 ≥ 0.01μF; 0805 ≥ 1μF; 1210 ≥ 10μF																																																																																					
25V	≤ 5%	≤ 14% 0603 ≥ 0.33μF; 1206 ≥ 4.7μF																																																																																					
		≤ 15% 0402 ≥ 0.10μF; 0603 ≥ 0.47μF; 0805 ≥ 2.2μF; 1206 ≥ 6.8μF; 1210 ≥ 22μF; TT series																																																																																					
		≤ 20% 0402 ≥ 1μF																																																																																					
16V	≤ 5%	≤ 10% 0603 ≥ 0.15μF; 0805 ≥ 0.68μF; 1206 ≥ 2.2μF; 1210 ≥ 4.7μF																																																																																					
		≤ 15% 0201 ≥ 0.01μF; 0402 ≥ 0.033μF; 0603 ≥ 0.68μF; 0805 ≥ 2.2μF; 1206 ≥ 4.7μF; 1210 ≥ 22μF; TT series																																																																																					
10V	≤ 7.5%	≤ 15% 0201 ≥ 0.012μF; 0402 ≥ 0.33μF; 0603 ≥ 0.33μF; 0805 ≥ 2.2μF; 1206 ≥ 2.2μF; 1210 ≥ 22μF																																																																																					
		≤ 20% 0201 ≥ 0.1μF; 0402 ≥ 1μF; TT series																																																																																					
6.3V	≤ 15%	≤ 30% 0201 ≥ 0.1μF; 0402 ≥ 1μF; 0603 ≥ 10μF; 0805 ≥ 4.7μF; 1206 ≥ 47μF; 1210 ≥ 100μF; TT series																																																																																					
4V	≤ 20%	---																																																																																					
(6) 150% of rated voltage for below range.	<table border="1"> <thead> <tr> <th>Size</th> <th>Dielectric</th> <th>Rated voltage</th> <th>Capacitance range</th> </tr> </thead> <tbody> <tr> <td rowspan="2">0201</td> <td>X5R/X7R/X6S</td> <td>16V</td> <td>C ≥ 0.1μF</td> </tr> <tr> <td>X5R/X7R/X6S</td> <td>50V</td> <td>C ≥ 0.1μF</td> </tr> <tr> <td rowspan="2">0402</td> <td>X5R/X7R/X6S</td> <td>10V-25V</td> <td>C ≥ 0.22μF</td> </tr> <tr> <td>Y5V</td> <td>16V</td> <td>C ≥ 0.47μF</td> </tr> <tr> <td rowspan="2">0603</td> <td>X5R/X7R/X6S</td> <td>10V, 50V</td> <td>C ≥ 1.0μF</td> </tr> <tr> <td>Y5V</td> <td>16V</td> <td>C ≥ 2.2μF</td> </tr> <tr> <td rowspan="2">0805</td> <td>X5R/X7R/X6S</td> <td>10-50V</td> <td>C ≥ 4.7μF</td> </tr> <tr> <td>X5R/X7R</td> <td>50V</td> <td>C ≥ 2.2μF</td> </tr> <tr> <td rowspan="2">2220</td> <td>X5R/X7R</td> <td>100V</td> <td>C ≥ 0.47μF</td> </tr> <tr> <td>Y5V</td> <td>16V</td> <td>C ≥ 4.7μF</td> </tr> </tbody> </table>	Size	Dielectric	Rated voltage	Capacitance range	0201	X5R/X7R/X6S	16V	C ≥ 0.1μF	X5R/X7R/X6S	50V	C ≥ 0.1μF	0402	X5R/X7R/X6S	10V-25V	C ≥ 0.22μF	Y5V	16V	C ≥ 0.47μF	0603	X5R/X7R/X6S	10V, 50V	C ≥ 1.0μF	Y5V	16V	C ≥ 2.2μF	0805	X5R/X7R/X6S	10-50V	C ≥ 4.7μF	X5R/X7R	50V	C ≥ 2.2μF	2220	X5R/X7R	100V	C ≥ 0.47μF	Y5V	16V	C ≥ 4.7μF	<table border="1"> <thead> <tr> <th>Rated vol.</th> <th>D.F. ≤</th> <th>Exception of D.F. ≤</th> </tr> </thead> <tbody> <tr> <td>≥ 50V</td> <td>7.5%</td> <td>10% 0603 ≥ 0.1μF; 0805 ≥ 0.47μF; 1206 ≥ 4.7μF</td> </tr> <tr> <td>35V</td> <td>10%</td> <td>---</td> </tr> <tr> <td rowspan="2">25V</td> <td rowspan="2">7.5%</td> <td>10% 0402 ≥ 0.047μF; 0603 ≥ 0.1μF; 0805 ≥ 0.33μF; 1206 ≥ 1μF; 1210 ≥ 4.7μF</td> </tr> <tr> <td>15% 0402 ≥ 0.068μF; 0603 ≥ 0.47μF; 1206 ≥ 4.7μF; 1210 ≥ 22μF</td> </tr> <tr> <td>16V (C < 1.0μF)</td> <td>10%</td> <td>12.5% 0402 ≥ 0.068μF; 0603 ≥ 0.68μF</td> </tr> <tr> <td>16V (C ≥ 1.0μF)</td> <td>12.5%</td> <td>20% 0603 ≥ 2.2μF; 0805 ≥ 3.3μF; 1206 ≥ 10μF; 1210 ≥ 22μF; 1812 ≥ 47μF;</td> </tr> <tr> <td>10V</td> <td>20%</td> <td>30% 0402 ≥ 0.47μF</td> </tr> <tr> <td>6.3V</td> <td>30%</td> <td>---</td> </tr> </tbody> </table>	Rated vol.	D.F. ≤	Exception of D.F. ≤	≥ 50V	7.5%	10% 0603 ≥ 0.1μF; 0805 ≥ 0.47μF; 1206 ≥ 4.7μF	35V	10%	---	25V	7.5%	10% 0402 ≥ 0.047μF; 0603 ≥ 0.1μF; 0805 ≥ 0.33μF; 1206 ≥ 1μF; 1210 ≥ 4.7μF	15% 0402 ≥ 0.068μF; 0603 ≥ 0.47μF; 1206 ≥ 4.7μF; 1210 ≥ 22μF	16V (C < 1.0μF)	10%	12.5% 0402 ≥ 0.068μF; 0603 ≥ 0.68μF	16V (C ≥ 1.0μF)	12.5%	20% 0603 ≥ 2.2μF; 0805 ≥ 3.3μF; 1206 ≥ 10μF; 1210 ≥ 22μF; 1812 ≥ 47μF;	10V	20%	30% 0402 ≥ 0.47μF	6.3V	30%	---																					
Size	Dielectric	Rated voltage	Capacitance range																																																																																				
0201	X5R/X7R/X6S	16V	C ≥ 0.1μF																																																																																				
	X5R/X7R/X6S	50V	C ≥ 0.1μF																																																																																				
0402	X5R/X7R/X6S	10V-25V	C ≥ 0.22μF																																																																																				
	Y5V	16V	C ≥ 0.47μF																																																																																				
0603	X5R/X7R/X6S	10V, 50V	C ≥ 1.0μF																																																																																				
	Y5V	16V	C ≥ 2.2μF																																																																																				
0805	X5R/X7R/X6S	10-50V	C ≥ 4.7μF																																																																																				
	X5R/X7R	50V	C ≥ 2.2μF																																																																																				
2220	X5R/X7R	100V	C ≥ 0.47μF																																																																																				
	Y5V	16V	C ≥ 4.7μF																																																																																				
Rated vol.	D.F. ≤	Exception of D.F. ≤																																																																																					
≥ 50V	7.5%	10% 0603 ≥ 0.1μF; 0805 ≥ 0.47μF; 1206 ≥ 4.7μF																																																																																					
35V	10%	---																																																																																					
25V	7.5%	10% 0402 ≥ 0.047μF; 0603 ≥ 0.1μF; 0805 ≥ 0.33μF; 1206 ≥ 1μF; 1210 ≥ 4.7μF																																																																																					
		15% 0402 ≥ 0.068μF; 0603 ≥ 0.47μF; 1206 ≥ 4.7μF; 1210 ≥ 22μF																																																																																					
16V (C < 1.0μF)	10%	12.5% 0402 ≥ 0.068μF; 0603 ≥ 0.68μF																																																																																					
16V (C ≥ 1.0μF)	12.5%	20% 0603 ≥ 2.2μF; 0805 ≥ 3.3μF; 1206 ≥ 10μF; 1210 ≥ 22μF; 1812 ≥ 47μF;																																																																																					
10V	20%	30% 0402 ≥ 0.47μF																																																																																					
6.3V	30%	---																																																																																					
*Before initial measurement (Class II only): To apply test voltage for 1hr at test temp. and then set for 24±2 hrs at room temp.	*I.R.: ≥10V, 1GΩ or 50 Ω-F whichever is smaller.																																																																																						
*Measurement to be made after keeping at room temp. for 24±2 hrs	Class II (X7R, X5R, X6S, Y5V)																																																																																						
	<table border="1"> <thead> <tr> <th>Rated voltage</th> <th>Insulation Resistance</th> </tr> </thead> <tbody> <tr> <td>100V: X7R</td> <td rowspan="7">1GΩ or RxC ≥ 10 Ω-F whichever is smaller.</td> </tr> <tr> <td>50V: 0402 ≥ 0.1μF; 0603 ≥ 1μF; 0805 ≥ 1μF; 1206 ≥ 4.7μF; 1210 ≥ 4.7μF</td> </tr> <tr> <td>35V: 0603 ≥ 1μF; 0805 ≥ 2.2μF; 1210 ≥ 10μF</td> </tr> <tr> <td>25V: 0402 ≥ 1μF; 0603 ≥ 2.2μF; 0805 ≥ 2.2μF; 1206 ≥ 10μF; 1210 ≥ 10μF</td> </tr> <tr> <td>16V: 0402 ≥ 0.22μF; 0603 ≥ 1μF; 0805 ≥ 2.2μF; 1206 ≥ 10μF; 1210 ≥ 47μF</td> </tr> <tr> <td>10V: 0201 ≥ 47nF; 0402 ≥ 0.47μF; 0603 ≥ 0.47μF; 0805 ≥ 2.2μF; 1206 ≥ 4.7μF; 1210 ≥ 47μF</td> </tr> <tr> <td>6.3V; 4V</td> </tr> </tbody> </table>	Rated voltage	Insulation Resistance	100V: X7R	1GΩ or RxC ≥ 10 Ω-F whichever is smaller.	50V: 0402 ≥ 0.1μF; 0603 ≥ 1μF; 0805 ≥ 1μF; 1206 ≥ 4.7μF; 1210 ≥ 4.7μF	35V: 0603 ≥ 1μF; 0805 ≥ 2.2μF; 1210 ≥ 10μF	25V: 0402 ≥ 1μF; 0603 ≥ 2.2μF; 0805 ≥ 2.2μF; 1206 ≥ 10μF; 1210 ≥ 10μF	16V: 0402 ≥ 0.22μF; 0603 ≥ 1μF; 0805 ≥ 2.2μF; 1206 ≥ 10μF; 1210 ≥ 47μF	10V: 0201 ≥ 47nF; 0402 ≥ 0.47μF; 0603 ≥ 0.47μF; 0805 ≥ 2.2μF; 1206 ≥ 4.7μF; 1210 ≥ 47μF	6.3V; 4V																																																																												
Rated voltage	Insulation Resistance																																																																																						
100V: X7R	1GΩ or RxC ≥ 10 Ω-F whichever is smaller.																																																																																						
50V: 0402 ≥ 0.1μF; 0603 ≥ 1μF; 0805 ≥ 1μF; 1206 ≥ 4.7μF; 1210 ≥ 4.7μF																																																																																							
35V: 0603 ≥ 1μF; 0805 ≥ 2.2μF; 1210 ≥ 10μF																																																																																							
25V: 0402 ≥ 1μF; 0603 ≥ 2.2μF; 0805 ≥ 2.2μF; 1206 ≥ 10μF; 1210 ≥ 10μF																																																																																							
16V: 0402 ≥ 0.22μF; 0603 ≥ 1μF; 0805 ≥ 2.2μF; 1206 ≥ 10μF; 1210 ≥ 47μF																																																																																							
10V: 0201 ≥ 47nF; 0402 ≥ 0.47μF; 0603 ≥ 0.47μF; 0805 ≥ 2.2μF; 1206 ≥ 4.7μF; 1210 ≥ 47μF																																																																																							
6.3V; 4V																																																																																							

APPENDIXES

▣ Tape & reel dimensions

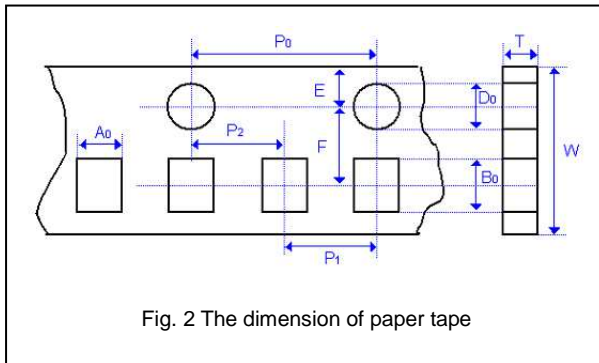


Fig. 2 The dimension of paper tape

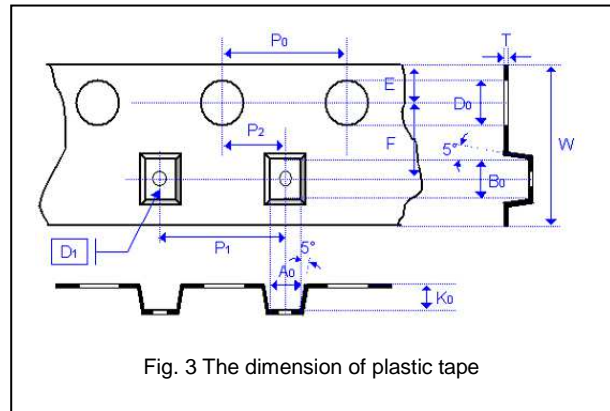


Fig. 3 The dimension of plastic tape

Size	0402		0603	0805			1206			1210			1812		
Thickness	N	E	S, X	A	B	C, D, I	B	C, J, D	G, P	C, D	G, K	M	D, K	M	U
A ₀	0.62±0.05	0.70±0.10	1.02±0.05	1.50±0.10	1.50±0.10	<1.57	2.00±0.10	<1.85	<1.95	<2.97	<2.97	<2.97	<3.81	<3.81	<3.90
B ₀	1.12±0.05	1.20±0.10	1.80±0.05	2.30±0.10	2.30±0.10	<2.40	3.50±0.10	<3.46	<3.67	<3.73	<3.73	<3.73	<5.30	<5.30	<5.30
T	0.60±0.05	0.70±0.10	0.95±0.05	0.75±0.05	0.95±0.05	0.23±0.05	0.95±0.05	0.23±0.05	0.23±0.05	0.23±0.05	0.23±0.05	0.23±0.05	0.25±0.05	0.25±0.05	0.25±0.05
K ₀	-	-	-	-	-	<2.50	-	<2.50	<2.50	<2.50	<2.50	<3.00	<2.50	<3.00	<3.50
W	8.00±0.10	8.00±0.10	8.00±0.10	8.00±0.10	8.00±0.10	8.00±0.10	8.00±0.10	8.00±0.10	8.00±0.10	8.00±0.10	8.00±0.10	8.00±0.10	12.0±0.20	12.0±0.20	12.0±0.20
P ₀	4.00±0.10	4.00±0.10	4.00±0.10	4.00±0.10	4.00±0.10	4.00±0.10	4.00±0.10	4.00±0.10	4.00±0.10	4.00±0.10	4.00±0.10	4.00±0.10	4.00±0.10	4.00±0.10	4.00±0.10
10xP ₀	40.0±0.10	40.0±0.10	40.0±0.10	40.0±0.10	40.0±0.10	40.0±0.10	40.0±0.10	40.0±0.10	40.0±0.10	40.0±0.10	40.0±0.10	40.0±0.10	40.0±0.10	40.0±0.10	40.0±0.20
P ₁	2.00±0.05	2.00±0.05	4.00±0.10	4.00±0.10	4.00±0.10	4.00±0.10	4.00±0.10	4.00±0.10	4.00±0.10	4.00±0.10	4.00±0.10	4.00±0.10	8.00±0.10	8.00±0.10	8.00±0.10
P ₂	2.00±0.05	2.00±0.05	2.00±0.05	2.00±0.05	2.00±0.05	2.00±0.05	2.00±0.05	2.00±0.05	2.00±0.05	2.00±0.05	2.00±0.05	2.00±0.05	2.00±0.05	2.00±0.05	2.00±0.05
D ₀	1.55±0.05	1.55±0.05	1.55±0.05	1.55±0.05	1.55±0.05	1.50±0.05	1.50±0.05	1.50±0.05	1.50±0.05	1.50±0.05	1.50±0.05	1.50±0.05	1.50±0.05	1.50±0.05	1.50±0.10
D ₁	-	-	-	-	-	1.00±0.10	-	1.00±0.10	1.00±0.10	1.00±0.10	1.00±0.10	1.00±0.10	1.50±0.10	1.50±0.10	1.50±0.10
E	1.75±0.05	1.75±0.05	1.75±0.05	1.75±0.05	1.75±0.05	1.75±0.10	1.75±0.10	1.75±0.10	1.75±0.10	1.75±0.10	1.75±0.10	1.75±0.10	1.75±0.10	1.75±0.10	1.75±0.10
F	3.50±0.05	3.50±0.05	3.50±0.05	3.50±0.05	3.50±0.05	3.50±0.05	3.50±0.05	3.50±0.05	3.50±0.05	3.50±0.05	3.50±0.05	3.50±0.05	5.50±0.05	5.50±0.05	5.50±0.05

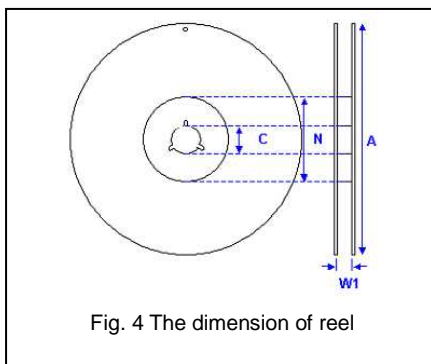
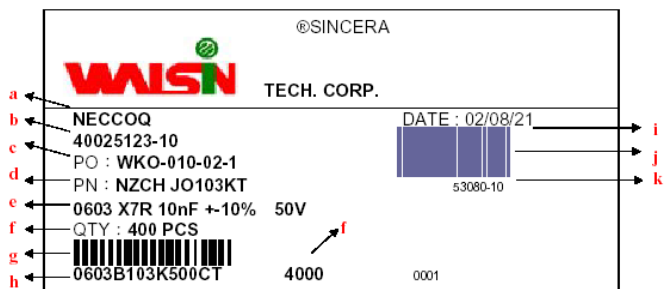


Fig. 4 The dimension of reel

Size	0402, 0603, 0805, 1206, 1210			1812
Reel size	7"	10"	13"	7"
C	13.0+0.5/-0.2	13.0+0.5/-0.2	13.0+0.5/-0.2	13.0+0.5/-0.2
W ₁	8.4+1.5/-0	8.4+1.5/-0	8.4+1.5/-0	12.4+2.0/-0
A	178.0±0.10	250.0±1.0	330.0±1.0	178.0±0.10
N	60.0+1.0/-0	100.0±1.0	100±1.0	60.0+1.0/-0

▣ Description of customer label



- a. Customer name
- b. WTC order series and item number
- c. Customer P/O
- d. Customer P/N
- e. Description of product
- f. Quantity
- g. Bar code including quantity & WTC P/N or customer
- h. WTC P/N
- i. Shipping date
- j. Order bar code including series and item numbers
- k. Serial number of label

▣ Constructions

No.	Name	X7R, X5R, X6S, Y5V
①	Ceramic material	BaTiO ₃ based
②	Inner electrode	Ni
③	Termination	Inner layer
④		Middle layer
⑤		Outer layer
		Sn (Matt)

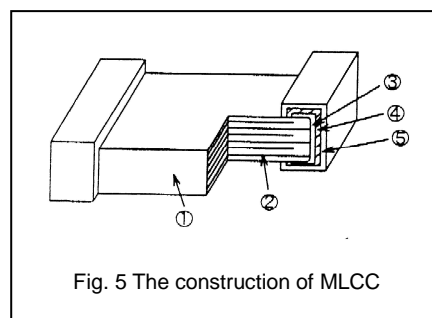


Fig. 5 The construction of MLCC

▣ Storage and handling conditions

- (1) To store products at 5 to 40°C ambient temperature and 20 to 70% related humidity conditions.
- (2) The product is recommended to be used within one year after shipment. Check solderability in case of shelf life extension is needed.

Cautions:

- a. The corrosive gas reacts on the terminal electrodes of capacitors, and results in the poor solderability. Do not store the capacitors in the ambience of corrosive gas (e.g., hydrogen sulfide, sulfur dioxide, chlorine, ammonia gas etc.)
- b. In corrosive atmosphere, solderability might be degraded, and silver migration might occur to cause low reliability.
- c. Due to the dewing by rapid humidity change, or the photochemical change of the terminal electrode by direct sunlight, the solderability and electrical performance may deteriorate. Do not store capacitors under direct sunlight or dewing condition. To store products on the shelf and avoid exposure to moisture.

☑ Recommended soldering conditions

The lead-free termination MLCCs are not only to be used on SMT against lead-free solder paste, but also suitable against lead-containing solder paste. If the optimized solder joint is requested, increasing soldering time, temperature and concentration of N₂ within oven are recommended.

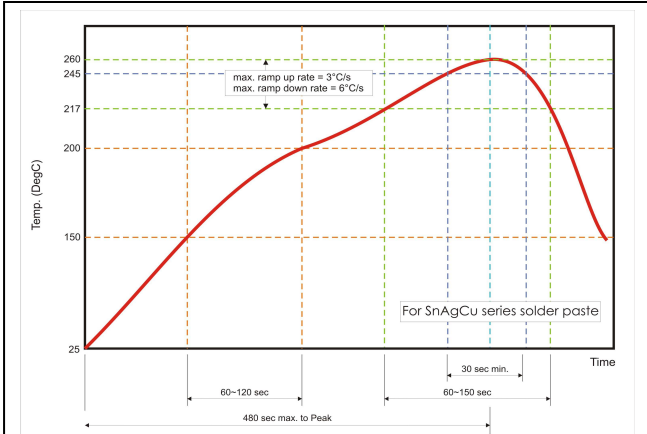


Fig. 6 Recommended reflow soldering profile for SMT process with SnAgCu series solder paste.

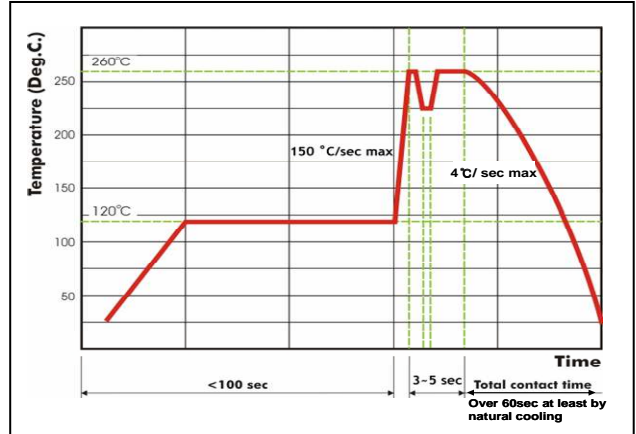


Fig. 7 Recommended wave soldering profile for SMT process with SnAgCu series solder.

Mouser Electronics

Authorized Distributor

Click to View Pricing, Inventory, Delivery & Lifecycle Information:

[Walsin:](#)

[0402X104K160CT](#) [0402X106M6R3CT](#) [0402X105K100CT](#) [0603X474K100CT](#) [0402X104K6R3CT](#) [0402X104K100CT](#)